

IOWA STATE UNIVERSITY

# *gentle*doctor

COLLEGE OF VETERINARY MEDICINE | SPRING 2019 | VOL. 33 NO. 1

IOWA STATE UNIVERSITY  
Hixson-Lied Small Animal Hospital  
Small Animal  
Hospital  
Entrance

**Day in  
the Life**  
at the Hixson-Lied  
Small Animal Hospital

# gentledoctor

SPRING 2019 | VOL. 33 NO. 1

*Gentle Doctor* is published by the Iowa State University College of Veterinary Medicine for alumni and friends of the college. The publication of the magazine is funded by the College of Veterinary Medicine and the Veterinary Medical Alumni Association at Iowa State.

**Office of the Dean** ..... 515 294-1250  
**Office of Development** ..... 515 294-8562  
**Lloyd Veterinary Medical Center**  
**Hixson-Lied Small Animal Hospital** ..... 515 294-4900  
**Large Animal Hospital** ..... 515 294-1500  
**Veterinary Diagnostic Laboratory** ..... 515 294-1950

**Editor** ..... Dave Gieseke  
**Writer** ..... Tracy Ann Raef  
**Graphic Designer** ..... Heather Brewer

We welcome your suggestions, comments, and contributions to content.

**Correspondence should be directed to:**

Dave Gieseke  
 Editor, *Gentle Doctor*  
 College of Veterinary Medicine  
 Iowa State University  
 Ames, IA 50011-1250  
 515 294-4257  
 dgieseke@iastate.edu



vetmed.iastate.edu  
 Iowa State University is an Equal Opportunity/Affirmative Action employer. All qualified applicants will receive consideration for employment without regard to race, color, age, religion, sex, sexual orientation, gender identity, genetic information, national origin, marital status, disability, or protected Veteran status and will not be discriminated against. Inquiries can be directed to the Office of Equal Opportunity, 3410 Beardshear Hall, 515 Morrill Road, 515 294-7612, email eooffice@iastate.edu.



Cover story on page 10.  
 Photo: Christopher Gannon

# Contents

## FEATURES

- 9 Using Deep Learning to Combat Antibiotic Resistance
- 10 Day in the Life at the Hixson Lied Small Animal Hospital
- 18 Athletic Day Job
- 19 Sweet Award
- 22 Outside the Classroom
- 24 Extolling Rural Practices



## IN EVERY ISSUE

- 4 College News
- 8 Research
- 26 Alumni News
- 28 Gentle Doctors Everywhere
- 30 Foundation News

## From the Dean

### *Dear Colleagues and Friends,*

On Oct. 1, 2018, I arrived in Ames looking forward to a new adventure and opportunity as the Dr. Steven G. Juelsgaard Dean of the College of Veterinary Medicine. I can tell you these past months have been some of the most exciting and exhilarating times of my life as I have gotten to know our faculty, staff and students, the proud alumni from across the country, and stakeholders who look to the College of Veterinary Medicine for leadership in moving both animal and public health forward. The incredible passion for the college is palpable. The warm welcome my wife Donna and I have received from the Iowa State and Ames community has been overwhelming. Stated simply, we are having a blast and we are excited to be part of this wonderful family.

Looking forward, the future is very bright for the College of Veterinary Medicine. We are in the process of choosing the class of 2023 from an applicant pool that is up 25% from last year and almost 50% over the past two years. Students from across the nation (actually from around the world) are recognizing the world-class educational value we provide. A priority for the college is continuing to support the cost of education by both containing costs and providing scholarships. I have set a goal of being able to support 10% of annual tuition costs with scholarships, a goal I absolutely know we can meet with the help of alumni and friends of the college. One scholarship which I would like to call your attention to and which is highlighted in this edition of the *Gentle Doctor* is the *Frederick Douglass Patterson Scholarship*. This scholarship recognizes one of the most decorated leaders of our profession, a pioneer in creating opportunities for African Americans in veterinary medicine and a proud ISU alumnus. I invite you to join me in financially supporting this scholarship program and supporting the legacy of Dr. Patterson.

The Lloyd Veterinary Medical Center and the Veterinary Diagnostic Laboratory continue to grow in case load and services offered. The Hixson-Lied Small Animal Hospital recently started seeing patients in our new state-of-the-art stereotactic radiation therapy unit which now allows us to offer a full line of oncology services to our clients and patients. The large animal hospital continues to have the largest food animal caseload of any college in the country.



*Photo: Christopher Gannon*

The VDL is recognized as the leader in providing cutting-edge diagnostics to support the food animal industry. To support this critical enterprise and thanks to \$63.5 million in funding from the State of Iowa, we are moving forward with the planning for a new facility. For all of these enterprises, it is exciting times.

Our research enterprise continues to thrive and answer important questions that help to solve problems important to both animal and human health. We are focused on *ADVANCING KNOWLEDGE TO TRANSFORM LIVES*. An area which we are taking a leadership role in is the fight against antimicrobial resistance. Recently the National Institute for Antimicrobial Resistance Research and Education (NIAMRRE) was established at Iowa State. NIAMRRE was awarded after a national competitive process. Key partners in the center include the University of Nebraska-Lincoln, the University of Iowa and the Mayo Clinic. This is a really big deal and signals the leadership role that Iowa State is taking in tackling this important societal issue.

As I continue to settle into the College of Veterinary Medicine, I welcome your input, thoughts and ideas. This input allow us to better meet your needs. Know that my door is always open; please feel free to reach out to me at any time. I look forward to meeting each and every one of you.

**Dan Grooms, DVM, PhD**

*Dr. Stephen G. Juelsgaard Dean of Veterinary Medicine*

## the first 90 days with Dean Grooms



The beginning of 2019 marked the end of the first 90 days for Dr. Dan Grooms on the job as the Dr. Stephen G. Juelsgaard Dean of Veterinary Medicine in the College of Veterinary Medicine. "My goal during the first 90 days was to get to know the people of the college and the stakeholders we serve," he said. "I have been thoroughly impressed by the faculty, staff and students that make up our community. The commitment to excellence in all we do is palpable." His first 90 days featured visits to area producers, speaking engagements and a selfie or two with students and faculty. Contributed Photos

Photo: Paul Gates

## CVM MAKES SIGNIFICANT JUMP IN WORLD RANKINGS

The College of Veterinary Medicine has been ranked among the world's best veterinary schools by a global organization's 2019 ratings.



Quacquarelli Symonds (QS) measures academic and employer reputations and the number of times faculty research papers have been cited by other researchers.

In 2019, Iowa State was ranked 24th overall in the world rankings and ninth among U.S. veterinary schools. That is a jump from 40th and 14th in 2018.

In the latest *U.S. News and World Report* rankings of veterinary colleges, Iowa State is ranked 14th. Although the College of Veterinary Medicine received the same overall score in the rankings, the college dropped one spot from the 2015 rankings. U.S. veterinary colleges are ranked every four years by *U.S. News and World Report*.

## GROOMS PRESENTED WITH JUELSGAARD MEDALLION

Dr. Dan Grooms was formally installed as the Dr. Stephen G. Juelsgaard Dean's Chair in Veterinary Medicine in October 2018, shortly after he started in his new position. The ceremony was conducted by Iowa State President Wendy Wintersteen and Senior Vice President and Provost Jonathan Wickert.

The endowed position provides perpetual funding for college priorities.

"This endowment has allowed the college to drive innovative and exciting ideas that advances the missions of this great land grant university," Grooms said. "Looking forward, I now have the opportunity to work with the college leadership team and use the Juelsgaard endowment to continue supporting important and exciting initiatives."

## HOW CVM STACKS UP

### TUITION AND FEES

- **Resident Total Cost of Education (Total 4 Years):** 28th lowest (\$158,966 for ISU and \$213,043 average)
- **Non-Resident Total Cost of Education (Total 4 Years):** 22nd lowest (\$264,505 for ISU and \$285,138 average)
- **Educational Debt (Mean of Indebted Graduates):** 24th lowest



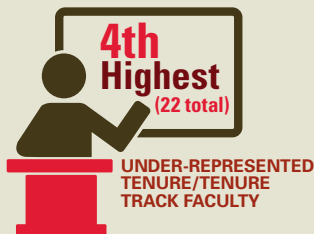
### STUDENTS

- **Enrollment (Class of 2022):** 2nd highest
- **Total Enrollment:** 2nd highest
- **Under-Represented Enrollment (Class of 2022):** 12th highest
- **Non-Resident Applicants (Class of 2022):** 7th highest



### FACULTY

- **Tenured/Tenure Track Faculty:** 6th highest
- **Under-Represented Tenure/Tenure Track Faculty:** 4th highest (22 total)



### RESEARCH FUNDING EXPENDITURES

- **USD Funding:** 2nd highest at \$3.3 million expenditures
- **Industry Funds:** 5th highest with \$3.7 million expenditures



## FACULTY BRIEFS

- **Dr. Qijing Zhang**, associate dean of research and graduate studies and the Dr. Frank K. Ramsey Endowed Chair in Veterinary Microbiology and Preventive Medicine, has been named to this year's class of the American Association for the Advancement of Science (AAAS) Fellows. Zhang was selected for "distinguished contribution to the field of food safety and animal health, particularly for deciphering antibiotic resistance and pathogenic mechanisms for foodborne pathogens."



- **Dr. Pat Gorden**, associate professor of veterinary diagnostic and production animal medicine, has been elected vice president of the American Association of Bovine Practitioners. He will assume his duties in September 2019.



- **Dr. Stephanie West**, director of hospital operations, has been recognized by the New York State Veterinary Medical Society with the Outstanding Service to Veterinary Medicine Award. The award honors an individual who through his/her efforts in education, research, practice or some veterinary-related occupation significantly contributed to the advancement and improvement of veterinary medicine in the state of New York.



- **Dr. Alex Ramirez** has been named the inaugural recipient of the Roy A. Schultz Professorship in Swine Medicine. The endowed faculty position was established by Dr. Roy Schultz ('60), an internationally renowned swine veterinarian who resides in Avoca, Iowa.



- **Dr. Locke Karriker**, the Dr. Douglas and Ann Gustafson Professor for Teaching Excellence in Veterinary Medicine and professor of veterinary diagnostic and production animal medicine, has been appointed to the Presidential Advisory Council on Combating Antibiotic-Resistant Bacteria (PACCARB). The PACCARB provides advice, information and recommendations to the Secretary of Health and Human Services regarding programs and policies intended to support and evaluate the implementation of the US. government activities related to combating antibiotic-resistant bacteria.



- **Dr. Danielle Bickett-Weddle**, associate director of the Center for Food Security and Public Health, has begun her term as president of the American College of Veterinary Preventive Medicine.



## Taking Aim at Cancer

Radiation therapy is now available at the Lloyd Veterinary Medical Center to treat pet cancers, in addition to surgery and chemotherapy.

“Radiation therapy is specifically useful for treating many different types of tumors,” said Dr. Chad Johannes, veterinary oncologist at the LVMC.

Since February when the service opened, the cancer care team has treated several patients. “But, not every patient is a candidate for radiation therapy,” says Johannes. “For those that are, the goal of radiation therapy is different for each.”

“Radiation therapy is often administered for a curative intent, to achieve long-term tumor control, or sometimes it’s used to relieve pain and/or improve function, palliative therapy.”

Radiation therapy works by causing disruptions in the tumor cell’s DNA so they can’t replicate. The tumor shrinks and blood vessels that feed the tumor close off over time after treatment.

### What is the process?

The first step involves a consult with the client and patient to determine whether radiotherapy is the best choice of treatment. This step involves taking diagnostic CT and, possibly, MRI scans for the radiation oncologist to review.

Second step, if radiotherapy is indicated, is the development of the therapy plan by the radiation oncologist. The dose of radiation is calculated to attack the tumor while sparing the surrounding normal tissue and organs. The doses and the positioning of the machine’s beam are done by computer software housed in the machine.

Third step, the patient is precisely positioned on a table while under anesthesia. While the patient remains immobilized, the machine rotates around the patient delivering the radiation from many different angles, using an advanced tracking technology.

The entire process from induction of anesthesia to recovery takes about 20-45 minutes depending on the case and treatment plan.

### Stereotactic Radiation Therapy

This particular type of radiation (stereotactic radiotherapy) is more advanced than conventional radiation therapy. Previously, the closest stereotactic radiotherapy treatment centers for pets were Colorado State University and a private veterinary specialty center in Wisconsin.

For patients, this advanced linear accelerator uses precision and powerful beams which equals precision treatment and reduced treatment time, compared to conventional radiation therapy. Patients also experience few to minimal side effects from the radiation.

“With this technology, we’re able to treat cancers that were previously untreatable with conventional radiation therapy,” said Johannes. “For clients who are traveling from a distance, the length of outpatient sessions is often reduced to five or fewer.”

“We’re excited to offer this new service and provide Iowa and the surrounding region with access to the most advanced cancer treatment technology for their pets,” Johannes said.



Dr. Chad Johannes, veterinary oncologist, and Drema Lopez, radiation therapist, with Vince in the radiation oncology facility at the LVMC.  
Photo: Paul Gates

### TYPES OF TUMORS TREATED

- > Nasal tumors
- > Brain tumors
- > Soft-tissue/skin tumors
- > Pituitary tumors
- > Bone tumors
- > Urinary bladder tumors
- > Many others

### COST OF TREATMENT

Range from \$1,500 to \$8,000

### SRT MACHINE

Varian Trilogy Stereotactic System  
(previously owned by human medical center)



## The *Gentle Doctor* is looking for your help!

In an upcoming issue of the magazine, we will look at the impact the Old Orchard Trailer Park has had on our students, past and present.

**>> Tell your story of what life was like in the Trailer Park by emailing [dgieseke@iastate.edu](mailto:dgieseke@iastate.edu).**

We will also explore “the changing face of veterinary medicine” in an upcoming issue. We would like to hear stories about how the profession has changed from almost exclusively male to today when more than 80% of each entering class is female.

**>> Send your comments to [dgieseke@iastate.edu](mailto:dgieseke@iastate.edu).**

Finally we’re always seeking interesting alumni stories to tell in both the *Gentle Doctor* and our Alumni e-newsletter. We’re looking for alumni from all walks of life to feature in these upcoming publications.

**>> Please send your ideas to [dgieseke@iastate.edu](mailto:dgieseke@iastate.edu).**

## VDL Moves Forward

Planning has begun on the new Veterinary Diagnostic Laboratory after the Iowa Legislature appropriated \$63.5 million over the next six years for the facility.




Photo: Christopher Gannon

The College of Veterinary Medicine is working with architects to develop the specifications of the \$75 million project, working to bring the original 2014 plans up to date. This includes determining the square footage of the facility and construction costs, while validating program space needs.

The new VDL will provide essential infrastructure for receiving, pathology, bacteriology, necropsy, histopathology and an incinerator. Other areas will remain in the current College of Veterinary Medicine building and will be addressed in the future.

While an actual location for the new VDL has yet to be determined, all of the potential sites are at the CVM campus.

Construction is anticipated to begin in early spring 2020.

In addition to the \$63.5 million state appropriation, the remaining \$11.5 million needed to complete the project will come from private fundraising and funding from the VDL, CVM and Iowa State.

Rendering of Veterinary Diagnostic Laboratory



## EXPLORING LINK BETWEEN METAL EXPOSURE AND PARKINSON'S SYMPTOMS

A new study by researchers in the Department of Biomedical Sciences illuminates the biological processes by which exposure to some metals can contribute to the onset of Parkinson's-like symptoms.



The study, published as the cover story in the peer-reviewed journal *Science Signaling*, focuses on the metal manganese, which as a range of industrial uses as an alloy. **Dr. Anumantha Kanthasamy**, a Clarence Hartley Covault Distinguished Professor in Veterinary Medicine and the Eugene and Linda Lloyd Endowed Chair and Eminent Scholar in Neurotoxicology, said the research details how manganese exposure can lead to misfolded proteins in the brain, which cause a neurological disease. The findings could lead to earlier detection of the disease and better outcomes for the patient.

## IMPROVING DRUG SAFETY

College of Veterinary Medicine researchers are working with the Food and Drug Administration to advance an innovative in vitro model to study the oral absorption of therapeutic drugs without requiring testing on live animals.

The work by **Jonathan Mochel**, associate professor of biomedical sciences; **Al Jergens**, professor of veterinary clinical sciences and the Donn E. and Beth M. Bacon Professor in Small Animal Medicine and Surgery; **Karin Allenspach**, professor of veterinary clinical sciences; and **Dana Borcharding**, assistant scientist in biomedical sciences, could lead to more efficient and safer development of new therapies for human and animal medicine.



## MAN'S BEST RESEARCH PARTNER

In a new partnership between the University of Iowa College of Medicine and the College of Veterinary Medicine, scientists are examining how cancer research in pets can benefit humans – and vice versa.



The program, called Side by Side in Cancer Research, has sparked new collaborations between physicians and veterinary researchers whose patients' cancer cases are surprisingly similar.

The Side by Side in Cancer Research program includes a new fund established to support the initiative. The two schools will use pilot funds to launch a new peer review competition in which UI and Iowa State researchers would pitch collaborative projects.

## FIGHTING INFECTIOUS DISEASE

A specific infectious disease annually sickens approximately a half million Americans, resulting in 15,000 deaths. Now **Dr. Brett Sponseller**, associate professor of veterinary microbiology and preventive medicine, thinks he might have a way of combating *Clostridium difficile* (*C. difficile*).



Sponseller believes an orally administered vaccine delivered through a probiotic is the answer to curbing the rise of *C. difficile* in both humans and animals. He has been awarded a three-year, \$150,000 Bailey Award at Iowa State to further study the issue.

Sponseller speculates that *Clostridium scindens*, a type of probiotic bacteria that can be delivered orally, can be genetically modified such that it activates the immune system to produce protective antibodies that counter toxins made during *C. difficile* infection. In addition, he surmises *Clostridium scindens* will alter the bile acid profile of both humans and animals, allowing control of the disease through multiple mechanisms.

## SEQUENCING PARASITIC WORMS

An international team of scientists, including **Dr. Tim Day**, professor of biomedical sciences, conducted genomic studies of 81 worm species, including 45 that had never been sequenced before, and documented nearly a million new genes.

The research might identify promising targets for new medical treatments to combat parasitic worms, a major global threat to human and animal health.

"Not very long ago, the idea of having the entire genome of a single worm available to us was pretty awesome," Day said. "Now, in one publication, we have the data from 81 different worms. The sheer volume and amplitude of this work gives us an opportunity to find commonalities among different species that was never possible before."



# Using Deep Learning to Combat Antibiotic Resistance

By: Tracy Ann Raef

Can a computer identify bacterial genes that code for antibiotic resistance? If so, can it also tell us to which antibiotics they are resistant?

Working on these problems in the College of Veterinary Medicine are Md Nafiz Hamid, a PhD candidate in the Bioinformatics and Computational Biology Program, and Iddo Friedberg, associate professor of veterinary microbiology and preventive medicine. They are using cutting edge computational methods, known collectively as deep learning, to train computers to mine bacterial genomes for genes associated with antibiotic resistance.

Deep learning is used in a wide variety of applications: self-driving cars, speech recognition (Siri uses deep learning), and handwriting recognition, to name a few. Recently, deep learning programs have been shown to provide highly accurate predictions of the likelihood of melanoma or cervical cancer. “The programs were trained on images typically shown to physicians for

diagnosis,” Friedberg says. “The accuracy of the trained programs, once they were shown images they had not seen previously, was better than that of human experts.”

## HOW DID THEY DO IT?


Hamid wrote a program that reads the sequences of genes that provide antibiotic resistance to each of 15 different drugs. His program learned the patterns that are typical for each type of resistance. To train the program, he used thousands of sequences of proteins that were verified to be involved in antibiotic resistance to one of these 15 drugs.

“But, in the real world, deep learning models will encounter proteins that are resistant to antibiotics other than the 15 they were trained for, or, most commonly, proteins that may not have anything to do with antibiotic resistance at all,” says Hamid. “Even if a bacterial protein is not identified as being involved in antibiotic resistance, it may still have that yet-undiscovered function,” he said. “Deep learning methods may still wrongly classify

these proteins.” This misclassification error is a known problem in many deep learning applications.

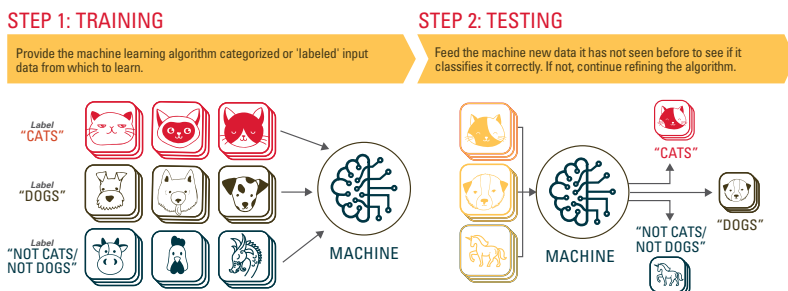
To reduce this type of false positive error, Hamid introduced some noise — deliberate errors — into the learning process. By doing so, the program had to overcome more hurdles while learning: it worked harder to identify antibiotic resistance genes, and as a result it actually became more accurate in its predictions. Hamid then tested his program on a set of genes that the program never “saw” before, and his model was highly accurate in predicting the antibiotic resistant genes, with a lower false positive rate than similar programs not trained using Hamid’s noisy method. Even when the program was presented with negative data such as human genes that are not expected to have antibiotic resistance, or bacterial ‘housekeeping genes’, it could identify these sequences as having no antibiotic resistance.

This is not Hamid’s first foray into using deep learning in mining bacterial genomes: he and Friedberg recently published a paper on using deep learning to discover bacteriocins: short antibacterial peptides that are candidates for many different applications, from drugs to food preservatives. To do so, Hamid used a technique developed by Google used to classify web pages, and adapted it to better identify bacteriocin-coding genes in bacterial genomes. **gd**



Md Nafiz Hamid, a PhD candidate in the Bioinformatics and Computational Biology Program (left), and Iddo Friedberg, associate professor of veterinary microbiology and preventive medicine. Photo: Christopher Gannon

## How Machine Learning Works

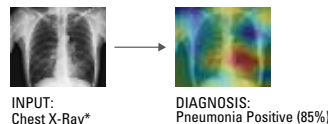


## Common applications of machine learning

### SPEECH RECOGNITION



### IMAGE ANALYSIS



\*Rajpurkar, Pranav, et al. "CheXnet: Radiologist-level pneumonia detection on chest x-rays with deep learning." arXiv preprint arXiv:1711.05225 (2017)



# A Day in the Life

## at the Hixson-Lied Small Animal Hospital

Story and Photos by Dave Gieseke

**D**aylight comes and goes. So do patients and clients. Veterinarians, vet techs and support staff spend as long as 12-hour shifts on duty.

Fourth-year veterinary students in some rotations will spend that long as well.

But the day never truly ends at the Hixson-Lied Small Animal Hospital. The lights never go off. The doors, while locked to the outside world, are opened whenever the need arrives.

And that need arrives at all hours of the day.

On this particular day the need did indeed pop up at all hours. After all, the Hixson-Lied Small Animal Hospital is open 24 hours a day, 365 days a year. Thursday, February 28, 2019, is no exception.



*Opposite page: A visit to the Hixson-Lied Small Animal Hospital begins with a fourth-year student meeting with the client and continues with an exam.*

*Above: Fourth-year students and technicians in the ICU stay in close contact with their patients overnight and on visits to radiology.*

## Opening Bell

Officially, the day's first appointments start at 8 a.m. but things really get hopping an hour earlier when the hospital's faculty, residents and interns filter in for rounds in the Intensive Care Unit (ICU). On any given day, dozens of animals are seen in the ICU with many of those hospitalized overnight.

The ICU is a hub of activity at 7 a.m. At least 30 faculty and students are

checking on their patients and the rounds give a not only updates but provide the day an energetic start.

"Some of the patients have had surgery or they have come as emergencies overnight and have transitioned to this service," said Liz Wunsch, ICU veterinary technician.

Today, the faculty, residents and interns are greeted with a variety of cases including a pair of dogs who accidentally ingested medical

marijuana and methamphetamine the evening before.

By the time the first patients roll into the hospital, the specialty care services are fully staffed. The appointments today range from rechecks to issues such as an abnormal bladder, skin conditions, chemotherapy treatments and eye exams.

The Canine Rehabilitation Center is booked solid and the surgical suites are kept busy throughout the day.



## Specialty Appointments

The Hixson-Lied Small Animal Hospital is one of the most advanced animal care facilities in the world. Opened a little more than five years ago, the hospital offers advanced veterinary specialty care with board-certified veterinarians leading each specialty area.

But first and foremost, Hixson-Lied is a teaching hospital. That is clearly evident when you drop in on an appointment. No matter if a resident is conducting an eye exam or a surgeon is in the middle of a procedure, they are asking questions of the attending fourth-year students and constantly teaching, teaching, teaching.

Speaking of surgery, two “rare” surgeries are performed this afternoon. A dog has a lung removed while another dog’s gall bladder is taken out.

The average time spent with a patient is likely higher at the Hixson-Lied Small Animal Hospital than your local veterinarian. The level of care though is just as high. As is the care and compassion these veterinarians show each and every animal under their care, regardless of how easy or difficult the animal is to treat.

“You guys do good work here. Thank you so much,” said Jake Winters of Hubbard, Iowa, after being reunited with his dog after her successful treatment.

Spend enough time in an appointment and you’ll surely hear these phrases uttered to a patient... “he’s so sweet” and “good girl.”

“I believe learning that phrase was part of one of our classes,” joked Megan Nickel, a fourth-year student who this day is on a radiation rotation, “and the higher the pitch (of your voice) the better.”

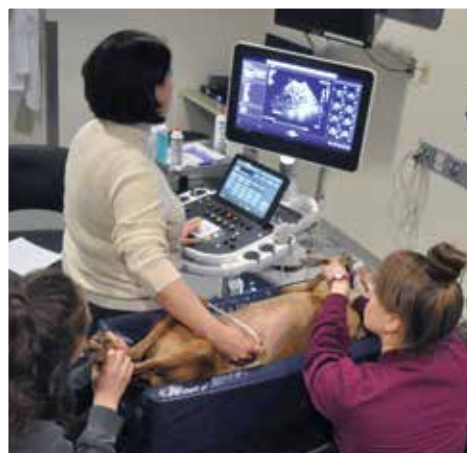
## Heartbreak

The concern is evident on the clients’ faces as they rush into the hospital’s main doors. Their pet needs immediate attention and as soon as the call comes over the intercom for triage, the critical care team jumps to action.

Today, two critically ill patients come in, in rapid succession mid-morning. A small dog has just suffered a head trauma while a cat is lethargic. Teams of veterinarians, technicians and students work diligently to stabilize the animals, all the while using the experience as a teaching moment for the students.

Sadly, the dog passes, but the cat is stabilized enough to be sent home with a diagnosis of diabetes. It’s an emotional time that takes its toll not only on the owners but faculty, staff and students.

That’s no more evident than at the reception desk where the patients are admitted.



*Opposite page: The Hixson-Lied Small Animal Hospital has a full service pharmacy as well as specialty care units including oncology.*

*Above: Clinicians and fourth-year students utilize the latest veterinary technology to monitor their patients' care.*



*Above: The ICU and specialty care units see a variety of patients in a given day including dogs, cats and exotics.*

*Opposite page: The surgical teams in the Hixson-Lied Small Animal Hospital practice in state-of-the-art equipment before, during and after a procedure.*



“You just have to be strong and compassionate,” said Brenda Wilkinson, receptionist. “Sometimes you cry along with them and other times you tough it out and cry afterwards.”

Tears were plentiful later in the day when Sheba, a six-year-old Labrador Retriever, was reunited with her owner. Sheba is a guide dog for a legally blind handler who was brought to the ER the day before for continued bleeding after a dental procedure at her local veterinary clinic.

Sheba seemed to be progressing well until she collapsed in the ICU after returning from a walk. The quick care of the veterinarians on duty soon had Sheba back on her feet, evoking an emotional (for both the owner and veterinarians) outpouring on the ICU floor.

## **A Long Night**

The Hixson-Lied Small Animal Hospital “closes” at 5 p.m. with no more appointments scheduled for the evening.

As an emergency hospital, the facility remains open throughout the night. As the evening dawns, the ICU is now the heart and soul of the Hixson-Lied Small Animal Hospital.

In the early evening hours, the ICU is heavily staffed. Multitudes of veterinarians, technicians and students are finalizing their patients’ care or checking their progress.

Fourth-year veterinary students on ICU rotations work 12-hour shifts, either 8 a.m. to 8 p.m., the reverse times or 10 a.m. to 10 p.m. They pull two-week nightly shifts and two-week daily shifts.





*Above: Fourth-year students in the radiology and dermatology specialty units are typically busy throughout the day.*

“I can’t say that it is fun, but it is a great opportunity,” said Erich Hodges, a fourth-year veterinary student. “It can be exciting at times and it’s certainly intense.

“But it’s not fun.”

Tonight’s emergency patients include a cat who suffered an apparent seizure, a dog who ingested an e-cigarette cartridge, and Mongo, a five-year-old Rottweiler who was experiencing acute vomiting.

However it was the patients that didn’t come to the ER that caught the interest of the staff and students. One owner called about his puppy who had its foot smashed in a door, while

a referring veterinarian called to warn the Hixson-Lied staff that his clients were thinking of flying their Golden Doodle to Ames that evening from Omaha on a private plane.

Neither happened.

“An owner flying their pet in for treatment would have been a first for me,” said Dr. Sarifa Lakhdir, a rotating intern who on this day had ICU responsibilities.

By midnight, staffing in the ICU is down to one intern, a vet tech and two fourth-year students. Despite the short staff, the mandatory “2 o’clock treatment hour” goes off without a hitch.





*Above: Patients coming to the Hixson-Lied Small Animal Hospital can see a variety of services including primary care, canine rehabilitation or be admitted to the ICU.*

“All the dogs need to be walked, fed, given exams and be given their medications,” said Loni Ellsworth, a fourth-year student on ICU rotation.

And every hour on the hour, one of the four individuals on duty tours the other wards where dogs, cats and exotics are hospitalized for the evening. These are animals that don’t require around the clock observation, but instead are checked every 60 minutes.

Most of the team’s efforts each and every evening is providing care of the animals residing in the ICU. There always seems to be vitals to be checked, medications to be ad-

ministered, alarms that need to be reset or charts to be updated.

It can be a long overnight, particularly, like this early Friday morning when no emergency patients come into the ER. The first emergency phone call came in just after 6 a.m. and it wasn’t that much later before fourth-year students started to arrive to check on their overnight patients.

That’s when the day “starts” all over again for the faculty, staff, students, clients and patients of the Hixson-Lied Small Animal Hospital. **gd**



*Each specialty unit holds rounds prior to the beginning of the day including this gathering of fourth-year students on the ophthalmology rotation.*



## Athletic Day Job

By: Dave Gieseke

**D**r. Tim Day's day job would be enough for most people.

A faculty member in the Department of Biomedical Sciences since 2000, Day has maintained a high level of productivity in research and teaching. His research focus is on neuromuscular systems of parasitic worms and the identification of molecular targets for new drugs. As a classroom instructor, his student evaluations are among the highest in the College of Veterinary Medicine.

But it is the professor of biomedical sciences other "job" that is a little out of the ordinary.

Since 2010, Day has served as the Faculty Athletic Representative (FAR) for Iowa State University. It's one of those other duties as assigned that "can consume a lot of my time," he says.

"Once you figure out what you're doing in this role, typically universities want to keep you on," Day said. "But you don't want to get too cozy with the Athletics Department. You want someone to do the job objectively."

As Iowa State's FAR, Day reports directly to the University President. Four different individuals have served in that role during Day's tenure as FAR and each has been very supportive.

"This position is designed to protect the president and the institution, to project the president's presence into the Athletics Department and to help

athletics follow the rules," Day said. "I've always worked for presidents who have clarified what my job was and then they have let me do it."

Day says working with the Athletics Department and athletic director Jamie Pollard has been a treat.

"Coaches and the athletics administration at Iowa State want to do things the right way," he said. "I'm there to help them find where the institution's interests are and they are all open to it."

"I give a lot of credit to Jamie Pollard. He has high standards of whom he hires. Make no mistake about it, winning is important at Iowa State, but we don't strive to win at all costs."

That tone of expectations and culture are so engrained into the coaching staff that there has been just one major issue during Day's tenure as FAR. And even that – an instance where coaches weren't correctly logging unanswered phone calls to recruits – was what Day described as the university "not doing anything unethical, just not following a small administrative rule, but not doing it many, many times."

In addition to serving as Iowa State's FAR, Day was also the Big XII's representative to the NCAA Division I Council. There are 32 athletic conferences in Division I. Of those, 31 sent athletic directors as their representative.

All but the Big XII.

"I give credit to the Big XII," Day said. "They genuinely listen to the faculty reps in conference governance. We're taken very seriously."

The additional assignment resulted in between four and five meetings a year over the past four years. During that time period, Day says several difficult decisions were made. And even with the additional time constraint, he has enjoyed his time on the Council.

"Even though I was the only faculty rep, I was treated very well," he said. "It was a great experience. I got to see how the sausage was made."

Day's influence on collegiate athletes have obviously extended to Iowa State. He was a driving force in the Athletics Department's decision to fund grants to non-athletes – students who experience tough financial times in their junior and senior years.

Still it is the 450 student-athletes that is Day's primary focus as Iowa State's FAR. At the beginning of each season, he makes plans to go to as many sporting activities as possible.

"I want to see all the sports and the student-athletes participate," he said. "But in reality, I probably attend more practices than actual competitions, which in many ways is more important. That way I can better understand the student-athlete experience." **gd**



# Sweet Award

By: Dave Gieseke

Photo: Christopher Gannon

**D**r. Gayle Brown has several teaching philosophies. Chief among them – the value of a candy bar.

Brown is known for frequently distributing candy in her classes. And not just any candy, but the good stuff like Snickers, Reese's Peanut Butter Cups and Skittles. Friday is a popular day for celebrating. She says the mere thought of candy has motivated students to attend her class.

"I had a student say she thought about skipping class but changed her mind when she thought I might hand out candy that day in class," Brown said. "Comments such as that led me to conclude it is not just candy – it is a way of communicating to the students that I care about them. That I understand what they are doing is not easy and that I want to help them be successful."

While candy may have had some motivating factor, it would be unwise to say that is the only reason for the impact Gayle Brown has had in the classroom. That impact was validated this year when the senior lecturer in the College of Veterinary Medicine was named the national recipient of the 2018 Association of American Veterinary Medical Colleges (AAVMC) Distinguished Teacher Award, presented by Zoetis.

Brown, who received her award during the annual AAVMC conference in March, is the second College of Veterinary Medicine faculty member to be so honored. Dr. Holly Bender,

Morrill Professor in veterinary pathology, was recognized in 2004.

The award recognizes excellence in professional veterinary medical education and is presented to an educator whose sustained record of teaching excellence and ability, dedication, character and leadership has contributed significantly to the advancement of the profession.

At Iowa State, Brown teaches immunology, emerging and exotic diseases of animals, and microbiology laboratory. She has been a veterinary specialist in the Center for Food Security and Public Health since 2002 where she works on the Exotic Diseases of Animals/Initial Accreditation Training (EEDA/IAT) online course used in some form by all veterinary medical colleges in the United States.

Brown first entered a classroom as an instructor while a graduate student with Dr. Jim Roth, Distinguished Professor of veterinary microbiology and preventive medicine. She gives credit to her mentor for "teaching her how to teach" and the pair have developed into an excellent teaching team with additional teaching instruction from the colleges instruction specialists.

Brown found she enjoyed teaching. She started volunteering in the microbiology lab and soon acquired other teaching responsibilities. All the while, she looked back to her own experiences.

"When I was in veterinary school, many of my basic science teachers

were not passionate about teaching and didn't get us excited about developing this very important fundamental knowledge," she said. "For example, I didn't have an instructor who showed us how immunology would help us as veterinarians in our careers.

"I want to have students embrace what they are learning and not just get through a course but establish a basic foundation in the sciences. I want to provide students with the best opportunity to learn and grow and develop confidence in their veterinary knowledge."

While Brown was recognized with the AAVMC award, she prefers team teaching saying "a big part of my success as a teacher is working with others."

Since she first started teaching, Brown has stepped in front of countless classrooms. Despite that, she has thoughts on the way to class, "who am I to get to be doing what I am doing" but she says, "I give it my best and am thankful for the opportunity."

Obviously, ISU veterinary students feel Brown is making a positive impact on their veterinary education. Nominees for the AAVMC award comes from the students from each veterinary college. And it shouldn't be a surprise what happened when Brown was recognized by the Iowa State students for this honor.

Snickers, Reese's Peanut Butter Cups and Skittles were handed out at the announcement. **gd**



# Tops in the Nation

By: Tracy Ann Raef

**T**hey come from rural, small town and city backgrounds. Males, females; small-animal focus, food-animal focus; no experience, lots of experience. But, they have one thing in common, an interest in bovine medicine.

The student chapter of the American Association of Bovine Practitioners is one of the largest student clubs in the College of Veterinary Medicine. Its 186 members bring with them a variety of experiences and backgrounds.

Last year the AABP student club held 12 different wet labs and offered 25 different lectures with expert speakers. Those activities are part of the reason the club was selected by the national American Association of Bovine Practitioners as its “2018 Outstanding Student Chapter.”

“The unique thing we try to do in the club is give students who may not have any background in bovine medicine the opportunity to start with some of the basics,” says Cody Sacquitne, fourth-year veterinary student and former president of the college’s AABP club. “We also have more complex opportunities for students with prior experience.” The club also tries to include

new activities each year, and takes advantage of contemporary issues and topics that arise during the academic year.

“We’re a pretty relaxed group and I think that attracts students,” says Michael Rohde, third-year veterinary student and current president of the AABP club.

“During the first two years of veterinary school, students don’t see a lot of live animals,” said Rohde. “The club get students outside the classroom, doing hands-on activities.” Rohde says most of those activities can be done in a couple hours during a study break, accommodating the busiest of student schedules.

Many veterinary students will join a mixed-animal practice after graduation where they are likely to make a farm call to treat a cow, Rohde adds. “I would venture that half of our membership includes students who never handled a cow before and want to learn more.”

It was that culture of accepting the less experienced that drew Mikalah Smith to the club. “I grew up in West Des Moines and had little experience with cattle,” Smith said. “When I entered veterinary school, I wanted to explore as many aspects of veterinary medicine as possible. Joining the AABP club was part of that exploration process.”

Now in her third year of school, Smith wants to practice mixed-animal medicine after graduation, a career choice based on the experiences she had as a club member. “The club works hard to provide hands-on, supplemental training in bovine medicine,” Smith said. “Those experiences opened up that area of veterinary medicine for me.” This year Smith is paying it forward as the club’s wet lab coordinator. “I’m excited about planning labs to help other incoming students get excited about bovine medicine.”

Besides the hands-on activities offered, students also enjoy the networking and social opportunities. “At conferences, students meet veterinarians who are practicing across the country and making an impact on our world through their work,” Rodhe said. “Meeting these passionate, positive individuals influences career paths more than what people realize.”

Dr. Dan Breuer, 2017 graduate and mixed-animal practitioner in Illinois, agrees. “The AABP club was a great way to get hands-on, practice-ready experience and network with bovine practitioners,” Breuer said. “The club advisors and officers constantly go above and beyond to provide these terrific opportunities for students. I believe this is a reason why Iowa State has done so well at graduating practice-ready large- and mixed-animal veterinarians.” **gd**

*The ISU student chapter of the AABP was selected as the 2018 “Outstanding Student Chapter” by the national American Association of Bovine Practitioners. Established in 2016, the award recognizes a student chapter annually for its achievements and activities.*

# The Clydesdales' Mascots

By: Tracy Ann Raef

Without a doubt, the Budweiser® Clydesdales are the most easily recognized horse team in the country. They made their first appearance at Anheuser-Busch in 1933, to celebrate the repeal of Prohibition. Ever since, the Clydesdales have been attracting crowds at parades and sporting events across the country.

A St. Louis Cardinals' fan, Rosie Branaman has always had a fondness for the Budweiser Clydesdales. But these days, Branaman's attention is on the Dalmatian that sits on the wagon. Branaman, a histology technician in the Iowa State Veterinary Diagnostic Laboratory, has bred and shown Dalmatians for 30 years.

Five years ago, she was contacted by Budweiser Clydesdales. They were looking for a new puppy. At the time, she didn't have a litter, and referred them to a fellow Colorado breeder.

"I was able to follow how that pup was treated and handled," Branaman said. "When they needed another puppy, I was willing to sell one to them."

Branaman has two dogs with the Clydesdales. Bud is with the Midwest hitch, based in St. Louis. Barley is with the East Coast hitch, based in New Hampshire. Budweiser also has a third hitch based in California.

"I haven't seen Barley since he has been with the East Coast hitch, but I did see

Bud when the Midwest hitch made an appearance last summer in Davenport, Iowa, during a Quad Cities River Bandits baseball game."

## THE MASCOTS' ROOTS

The Dalmatian didn't join the Clydesdales hitch until 1950. Not likely to lose its place as the Clydesdales' mascot any time soon, the Dalmatian is the perfect dog for the job. "Dalmatians were coach dogs in England and transitioned to the horse-drawn fire wagons," said Branaman. In those days, they were trained to protect the horses and the contents of the wagon, and to keep other dogs away from the horse-drawn fire trucks as they rushed to a fire.

As the Clydesdales' mascot, the Dalmatian sits on the wagon with the hitch driver. Each hitch has two dogs associated with it. "A typical appearance at a state fair might be for several days, with whole-hitch parades twice and several meet-and-greets with a horse and dog," Branaman said.

Not every Dalmatian is suited for the job. "The dog has to enjoy being around a lot of people, and have the temperament for the travel," Branaman said.

Although Dalmatians can have black or liver-color spots, the Budweiser Dalmatians all have black spots. "Barley is easy to identify," says Branaman, "he has a patch around his eye and one on his back."

Bud and Barley are males. But, the "glass ceiling" of the kennel has been broken, Budweiser has both male and female Dalmatians on the hitches. "The female Dalmatians do tend to be a bit more independent than the males," said Branaman. All dogs undergo training and the new dogs are paired with an older dog to learn the ropes.

The hitches travel around 10 months of the year. And, just like people with a job, the Dalmatian will retire, too. "The St. Louis brewery usually has a couple of retired dogs that stay there; otherwise the dogs find forever homes with employees," Branaman said.

## THE COMMERCIALS

When asked whether Bud or Barley have appeared in those greatly anticipated Budweiser commercials during the Super Bowl, Branaman says no. She does, however, have a favorite Budweiser commercial involving the Dalmatians. "The two Dalmatians separated at birth. One puppy grows up to be a fire station dog; the other a Budweiser dog. Later they pass each other on the road, and the Budweiser dog on the hitch sticks out his tongue at the dog on the fire truck." **gd**



Barley, top, and Bud  
Contributed Photos

*A good work-life balance is needed for students just as much as employees in the College of Veterinary Medicine. A heavy course load, stress and the potential for burnout has led the college to seek ways to creating a culture of wellness for students.*

*These five students are just a small example of how individuals are seeking relief in unusual ways from the day-to-day responsibilities of a student in the College of Veterinary Medicine.*



**HIS HONOR**  
**Zach Sauer, VM4**

Zach Sauer's love of rabbits began when he was quite young and continues to this day. As a licensed judge with the American Rabbit Breeder's Association, Sauer has become a much sought-after judge at rabbit competitions. "I get asked to do more shows than I could possibly do," he says. "It's crazy, but once you become a licensed judge, shows will book you out years in advance." In Sauer's case he has bookings extending out more than a decade throughout the country including the week-long ARBA national convention where 15-25,000 rabbits compete. "I believe I've developed a good eye for judging rabbits," Sauer says. "If you have developed a good eye, making decision is generally not difficult for most classes, but conveying your reasoning takes some getting used to."



**THE NEED FOR SPEED**  
**Sierra Philipp, VM4**

There was a time when Sierra Philipp showed horses competitively. Today she desires competition that is a little more fast and furious. "I quit showing western pleasure horses as soon as my family allowed me to sit behind a racehorse," she says. Since the age of 10, Philipp has competed in the Iowa Harness Racing Association, racing 2- and 3-year-old horses and annually attending 25 race dates at county fairs and other sanctioned events. The mile-long race features up to eight horses in a race with speeds topping out at 35 mph. "Harness racing can be a little nerve-wracking," Philipp says, "but I like it – it's addicting, the thrill of going fast. Every race definitely gives you an adrenaline rush."

## CLIMBING TO NEW HEIGHTS

Morgan Pearson, VM3

Everything was on track for Morgan Pearson. She had just started her first year as a veterinary student at Iowa State. Her love of competition was satisfied with her triathlon events. Then she lost control of her bike on a training run and things changed. "I had to go on medical leave and delay classes for a year. I had casts on both arms and had to figure out how to use my hands again," she says. The typical prescription for that recovery is physical rehabilitation. Being the adventurous sort, Pearson went an entirely different route. "I got into climbing kind of on a whim," she says, "and immediately got addicted to it." That addiction ultimately led her to the U.S. Collegiate Nationals last April.



Photo: Ali Nelson Photography

## RODEO QUEEN

Rachael Ostrem, VM3

When a friend suggested that she would be perfect for rodeo queen competitions, Rachael Ostrem was skeptical. Then she competed in her first event and it changed her life. "That first competition was absolutely the best weekend I ever had," she says. "My interest just skyrocketed from there." It turns out her friend was right. Ostrem is good at rodeo queen competitions. She placed second in her first competition and then went on a winning streak. She became Miss Rodeo Leon, followed by Miss Rodeo Dallas County before this year earning the ultimate state prize – Miss Rodeo Iowa. "This is an activity that encompasses all my interests in one, neat little package," she says. "I'm able to do horsemanship, public speaking, leadership and veterinary medicine at the same time in the rodeo queen competitions."



## BORN TO BE WILD

Adhithiya Charli, Graduate Student

His photos of black bears leap off the screen. The shots of pelicans landing on Lake Red Rock make you feel like you are witnessing it firsthand. At Badlands National Park, he brings pronghorn deer and prairie dogs to life with his lens. To look at Adhithiya Charli's photography you would never guess this is just a hobby he only just started and has evolved into a passion. "Fortunately I have gotten dream shots every time I go out on a shoot," he says. "I also research and study the animals that I am shooting and learn about their behavioral clues, location and terrains of their habitat."



Read their full stories online at [vetmed.iastate.edu/outside-classroom](http://vetmed.iastate.edu/outside-classroom)

# Extolling Rural Practices

By: Dave Gieseke

Photos: Erica Koller

**R**ural veterinary practices aren't for everyone. Dr. Erica Koller knows that.

Still, the 2007 College of Veterinary Medicine graduate actively promotes the idea of practicing in underserved areas such as her hometown of Edgemont, South Dakota. Koller's passion for rural veterinary medicine has evolved into an externship program for veterinary students to experience rural practice settings.

"It has become a passion and love of mine to host students from veterinary schools all over the country," Koller said. "I love teaching hands-on approaches to veterinary medicine that combines trusted "aged-old" remedies with modern medicine."

Koller is a native of Edgemont, born and raised in the rural area south of Rapid City. Even though she did her undergraduate work on the other side of the state at South Dakota State University and completed her DVM at Iowa State, Koller always knew she would head back home.

Her dad is a third-generation rancher and it seemed nature for her to return



home. Now she encourages students from across the country to spend a few weeks in Edgemont at the Cheyenne River Animal Hospital to learn more about rural veterinary practices.

"I loved the value of the people back home," she said, "and I wanted to help producers."

Koller's clinic is a mixed-animal practice that focuses on beef cattle. She estimates about 75 percent of her time is spent with cows, seeing between 30 and 800 head in a single day.

Koller is one of three veterinarians in the Cheyenne River Animal Hospital and their practice not only encompasses western South Dakota, but also portions of Wyoming and Nebraska. Her association with the hospital dates back to high school when she job shadowed the clinic's veterinarian. Soon after Koller joined the practice several vets in the area retired, closing their clinics.

"We ended up serving a lot more clients and seeing a more work than we didn't have before," she said.

Needing additional help, Koller decided to start offering the externship program. Soon students from across the country were traveling to Edgemont.

"I felt we were in a really good place to start offering externships," she said. "We were younger veterinarians. We had good equipment but we realized there wasn't a lot of interest in new graduates going out into rural settings.

"Honestly even when I graduated it was tough," Koller continued. "As a new graduate you wonder what a

rural clinic could offer and how you can make a living."

Some of that comes from the lack of medical equipment a rural clinic would have on hand.

"I tell the students, 'Don't give up just because you don't have a CT scan or a client won't drive five hours to the nearest one,'" she said. "They should use what they have and the people you know to do the next best thing."

The externship program soon paid off for Koller and her clinic. Two students, who participated in the externship program, joined the practice after graduation. Another participant, Suzie Button (DVM 2018) accepted a job in another rural setting.

And last fall, the South Dakota Veterinary Medical Association honored Koller with their Emerging Leader Award for the externship program.

"At first we were nervous about bringing individuals out to this rural environment," she said, "but we've been pleasantly surprised. The students may not have had large animal experience but they have a passion about working in a rural clinic."

The students stay with Koller and the other veterinarians' families by design and necessity – Edgemont's population is only 900. The externs attend the town's pot luck dinners and go to local high school football games.

"We want them to see the full lifestyle, how we involve our families and how we prioritize our work-life satisfaction," Koller said. **gd**



# Graduates Mentor and Give Back

By: Dave Gieseke

Each summer, students in the College of Veterinary Medicine participate in internship programs giving them the opportunity to collaborate with veterinarians in both the swine and dairy medicine industry.

The experience can be life (and career) changing.

“The internship provided me an opportunity to do things I didn’t know about before,” said Drew Noel, a third-year veterinary student who participated in the Swine Veterinary Internship Program (SVIP). “After completing the internship, I have a good handle on swine medicine.”

After graduation, if Noel goes to work in the swine industry, there’s a good chance he will be continue to be involved with the internship program. And he wouldn’t be alone.

This past summer several recent graduates either hosted veterinary students or served as their company’s liaison for the program. And all say they were anxious to serve as a mentor after completing a similar internship while they were in school.

“This internship program further confirmed my passion for infectious diseases, population medicine and preventive medicine,” said Dr. Kate Dion, a 2011 DVM graduate who now works at Hanor USA and who interned for two summers. “Many of us had these opportunities as students and know how much it contributed to our education and our ability to perform at a high level in our job.

“These students are our future colleagues. They may become veterinarians for neighboring farms or systems and may provide technical services in the future. Often, they become another person on my list of folks I can call to talk about an issue and get more advice.”

Dr. Christine Mainquist-Whigham, a 2016 DVM graduate, hosted a student intern for the first time this year. Her decision to participate was based almost solely on her own experiences as an intern.

“My internships completely altered my career track in vet school,” said Mainquist-Whigham, a veterinarian with Pillen Family Farms, “and pushed me to think bigger and broader than I had prior to doing them. Part of that was the mentors I was so fortunate to have in those summers who encouraged me to do more and aim higher.”

Dr. Shamus Brown, a 2013 DVM graduate and current Iowa Select Farms veterinarian, agrees with his fellow Iowa State graduates. Brown also participated in the internship program while a student.

“We really need to focus on helping train our future veterinarians, showing them what they will be doing on a daily basis,” Brown said.

Students are assigned a research project at the beginning of the summer. They then work with their “host” veterinarian in completing that project. Brown describes the first few days for the student interns as drinking from a firehose as they quickly take in company or clinic policies and protocols.



Dr. Heather Kittrell mentoring an SVIP intern  
Photo: Swine Veterinary Internship Program

“Most of the interns do not know the people or have the contacts,” he said. “As a host veterinarian that’s the knowledge we provide.”

“I work with our sponsors to identify students that would be a good fit for our company and the projects we have in mind for them,” Dion said.

After coordinating with the veterinary and production teams, the mentor sets schedules for the interns and determines what projects they will be working on. The mentors travel with the interns on farm visits, while helping them complete their research projects.

The internship program is a win-win for not only the intern and mentor, but for the sponsoring company.

“It does require some extra work and personal investment in the students and projects, but with the help of the student, I was able to accomplish more for our company and gain valuable data from their projects,” said Mainquist-Whigham.

“Without the interns’ help, it would have taken a lot longer to complete all that work and likely wouldn’t have been so thorough,” Dion said of her interns and their projects. “I think it’s important to continue to provide the opportunity for learning outside of the classroom and on the farm.” **gd**



## Stange/Switzer Award Recipients

Photo: Christopher Gannon

Five alumni of the College of Veterinary Medicine were honored during Homecoming activities with the Stange and Switzer Awards. Pictured from the left: Dean Dan Grooms, Dr. T. Robert Bashara ('63), Dr. Daryl Olsen ('82), Dr. Bill Reece ('54), Dr. Darrell Neuberger ('63) and Gordon Magee representing Dr. Martin Smith ('76).

## Alumni E-Newsletter

Can't wait until the next *Gentle Doctor* magazine hits your mailbox for news about the College of Veterinary Medicine? Then check out the college's monthly alumni e-newsletter.

CVM Alumni News features news and updates from the college including alumni events, features on CVM alumni and notices of recent deaths.

If you don't currently receive the CVM Alumni News please send your e-mail address to [dgieseke@iastate.edu](mailto:dgieseke@iastate.edu).

## In Memoriam

Notices of recent deaths are available online at [vetmed.iastate.edu/alumni/memorial](http://vetmed.iastate.edu/alumni/memorial). If you know of a recently deceased CVM alumnus, faculty or staff member please send the notice to [dgieseke@iastate.edu](mailto:dgieseke@iastate.edu).



## ALUMNI RECEPTIONS

The College of Veterinary Medicine will host an alumni reception at the AVMA national conference in Washington, D.C. this summer.

The reception, open to alumni, faculty, staff, students and their families will take place Friday, Aug. 2, from 7-9 p.m. Heavy hors d'oeuvres and a cash bar will be offered at the City Tap at 901 9th Street NW in Washington, D.C.

Dr. Dan Grooms, the Dr. Stephen G. Juelsgaard Dean of Veterinary Medicine, will host the event which will feature appearances by other CVM faculty, staff and students.

And don't forget that Homecoming 2019 will be held Saturday, Oct. 26, as the Cyclones take on the Oklahoma State Cowboys. Details on the Veterinary Medical Alumni Association activities will be announced at a later date.






Photo: ISU Alumni Association

## Sharon Lives On

Two College of Veterinary Medicine alumni were presented the Iowa State University Alumni Association (ISUAA) Alumni Merit Award for their works with the Sharon Lives On Foundation during Homecoming activities. Dr. Brian Darrow ('83 middle) and Dr. Ron Tapper ('84) are pictured with Dr. Jeff Johnson, the ISUAA's Lora and Russ Talbot Endowed President and CEO.



## Homecoming 2018

Homecoming is an opportunity to meet with alumni and of course, take a selfie – which is what College of Veterinary Medicine Dean Dan Grooms did during an early Saturday morning presentation to alumni. Homecoming 2019 is scheduled for Saturday, Oct. 26, with additional details forthcoming on activities planned by the Veterinary Medical Alumni Association.

## HONORS AND AWARDS

- The College of Veterinary Medicine presented **Dr. David Schmitt** (DVM '73) with its Science with Practice Award during the Iowa State James D. McKean Swine Disease Conference in November. The award recognizes exemplary integration of science and the art of veterinary practice to benefit swine productivity and welfare. Schmitt recently retired as the Iowa State Veterinarian with the Iowa Department of Agriculture and Land Stewardship. Schmitt also received the National Assembly Award from the United States Animal Health Association.



- **Dr. Elizabeth Farrington** (2011) received the Rising Star Award from the Nebraska Veterinary Medical Association. Farrington works for the Nebraska Humane Society in Omaha.
- A pair of Iowa State alumni were installed as officers of the American Association of Swine Veterinarians in March. **Dr. Mary Battrell** ('95) is AASV's new vice president and **Dr. C. Scanlon Daniels** ('98) is the organization's past president.
- **Dr. Katrina Geitner** ('91) is the recipient of the 2018 Wisconsin Veterinary Medical Association Presidential Award.
- **Dr. Justin Rosenberg** (2013) has been selected as a 2019 Iowa STATEment Maker by the Iowa State University Alumni Association.
- **Dr. Russ Rekemeyer** ('63) and his wife Phyllis were recently presented the Cattlemen's Hall of Fame Award by the Monroe County (Iowa) Cattlemen.
- A pair of CVM alumni were honored at the annual meeting of the American Association of Swine Veterinarians. **Dr. Ron White** ('90) was named the Technical Services/Allied Industry Veterinarian of the Year and **Dr. Paul Thomas** (2013) was named the Young Swine Veterinarian of the Year.

# #GentleDoctorsEverywhere



**Douglas  
Armstrong**

#GentleDoctorsEverywhere

'80

## Advancing Zoological Medicine

*As the director of animal health at one of the world's top five zoos, Doug Armstrong has advanced the zoological and wildlife medicine profession. He was recently rewarded for his 34 years of clinical work with endangered species in zoos with the American Association of Zoo Veterinarians' (AAZV) highest honor, the Emil Dolensek Award, given to individuals who have made exceptional contributions to the conservation, care and understanding of zoo and free-ranging wildlife. Armstrong has worked for the past 33 years at Omaha's Henry Doorly Zoo and Aquarium in a number of positions including his current role as director of animal health. "It was a surprising and humbling honor to receive this award," he said. "I have always admired those who received this award previously and never imagined I might be included among such respected conservationists."*




**Corinn  
Brockman Hardy**

#GentleDoctorsEverywhere

'06

## Attention!

*Corinn Hardy has a new title to add before her name. The veterinarian was recently promoted to Lieutenant Colonel in the U.S. Army Reserves last September. Hardy first joined the Army Reserves in 2004 and served eight years (2006-2014) on active duty with the U.S. Army Veterinary Corps where she conducted and oversaw all Department of Defense veterinary services activities at various treatment facility installations. In addition to providing care to service members' pets, she also provided care to military working dogs, which included training dog handlers to respond to medical emergencies. Today, Hardy is assigned to the U.S. Army Public Health Center in Aberdeen Proving Ground in Maryland and is a health system specialist at the Lovell Federal Health Care Center in North Chicago, Illinois.*



**Rex  
Wilhelm**

#GentleDoctorsEverywhere

'68

## A Place to Call Home

*After Rex Wilhelm graduated from the College of Veterinary Medicine in 1968, he figured the small town of Stuart, Iowa, would be a good place to start his career. Fifty years later, he still lives in Stuart even after entering semi-retirement when he sold his veterinary practice in 2010. Retirement allowed him to devote more time to his purebred Angus cow herd. But once a country vet, always a country vet. "I miss the people and the relationships we built over all those years," he says. "I miss being able to help people develop strategies and programs that would help make their operations successful."*

Photo: Jeff DeYoung

## Follow ISU CVM Alumni Career Accomplishments

View full stories at [vetmed.iastate.edu/gentledoctorseverywhere](http://vetmed.iastate.edu/gentledoctorseverywhere)



Sophi  
Franck

#GentleDoctorsEverywhere  
'99

### Rescuing Kittens

*Just before a big snowstorm hit the Cedar Falls area during a January weekend, Sophi Franck noticed a quartet of new-born, freezing kittens in the grass near an area hotel. Not seeing the mom nearby, Franck cared for the two-week-old kittens before taking them to the Last Hope Animal Rescue in Cedar Falls where a different "mom cat" welcomed the orphaned babies. Franck is a clinician with the Den Herder Veterinary Hospital in Waterloo, Iowa.*



William  
Horne

#GentleDoctorsEverywhere  
'81

### New Passion

*William Horne has had a varied veterinary medicine career. From private practice to academia, Horne has explored a number of options. And now, "in the last phase of my veterinary career," he is taking up a new challenge. After taking a three-year leave to go back to the seminary at Princeton University, Horne has returned to Michigan State where he is exploring avenues of bioethics as it relates to veterinary medicine.*



Janice  
Fenichel

#GentleDoctorsEverywhere  
'88

### Love Affair

*Janice Fenichel has a love affair with the American Society for the Prevention of Cruelty to Animals (ASPCA). It's been that way since she started volunteering with the organization as a young 12-year-old. Today, Fenichel works as a veterinarian at the ASPCA Animal Hospital on the Upper East Side of New York City where she provides emergency services exclusively to dogs and cats. "This is an amazing place. I learn something new every day," she says. "I actually love practicing veterinary medicine more now than I did when I graduated from vet school."*

## Scholarship Fund Established in Memory of Former Professor

A scholarship fund has been established in honor of **Dr. Larry Booth** ('73), associate professor of veterinary clinical sciences, who passed away last summer.



While the CVM Class of 2020 is spearheading the effort for the memorial scholarship, contributions are being sought from all CVM alumni.

Individuals wishing to contribute should direct funds to the ISU Foundation, Attn: Karla Beck, 2505 University Boulevard, PO Box 2230, Ames, Iowa 50010-2230 or go online and designate their gift to "Making this gift in honor or memory" and mentioning the Class of 2020 Dr. Larry Booth Memorial Scholarship.

## MEMBERS OF CVM GIFT CLUBS NOW ON-LINE

The College of Veterinary Medicine recognizes individuals, foundations and companies that have made contributions to college-related funds.

Previously those individuals were recognized with plaques in the college's hallways, but lack of needed space for the future has moved those recognitions onto the college's website at [vetmed.iastate.edu/alumni-giving/givings/gift-clubs](http://vetmed.iastate.edu/alumni-giving/givings/gift-clubs).

The Society of the Gentle Doctor recognizes donations of \$2,500 or more, while the Sustaining Members of the Veterinary Quadrangle is a gift club created to recognize those who have contributed a minimum of \$7,500 to the college.



Photo: Paul Gates

## Endowed Scholarship Fund Created by Doris Day Animal Foundation

The Doris Day Animal Foundation has established a new scholarship in the College of Veterinary Medicine.

The Doris Day/Terry Melcher Endowed Scholarship Fund will fund two scholarships annually for either a second, third or fourth-year veterinary student at Iowa State. The recipients will be active participants in the Feral Cat Alliance and/or the student chapter of the Association of Shelter Veterinarians.

The scholarship was announced by Dr. Bob Bashara, a 1963 DVM graduate of Iowa State and the chief financial officer of the Doris Day Animal Foundation. Ms. Day is an American actress, singer and animal welfare activist. Her son, singer/songwriter Terry Melcher, died in 2004.

Bashara is a long-time advocate for animal welfare and a retired small animal practitioner in Omaha, Nebraska.

"Doris Day has always been a strong advocate for responsible veterinary care for pets and one of the main reasons she and her son established scholarships for veterinary students with an interest in shelter medicine," Bashara said. "I am proud to continue the animal welfare legacy of Ms. Day."

The Doris Day Animal Foundation (DDAF) is a nonprofit charity with a mission to help animals and the people who love them. The DDAF funds nonprofit organizations across the United States that directly care for and protect animals. In addition to assisting numerous organizations with various programs such as spay/neuter, veterinary expenses, seniors programs, pet food pantries, wildlife rehabilitation and educational resources, the DDAF also supports World Spay Day and the Doris Day Equine Center in Murchison, Texas

# DIVERSITY, EQUITY AND INCLUSION

The first two recipients of the Frederick Douglass Patterson Scholarship in the College of Veterinary Medicine have a lot in common.

Kate Alucard and Briana Arias are both first-year students in the college and are native Californians. And both say they originally planned to go to another veterinary school.

Then they were offered the Frederick Douglass Patterson Scholarship, an award created to honor the personal merits and attributes of Patterson, a 1923 Iowa State DVM graduate who served as president of the Tuskegee Institute and is the founder of the United Negro College Fund.

"Financially another school was the most economic school of choice, even though I was in love with Iowa State," said Alucard. "I was at that other school when Interim Dean (Pat) Halbur called me to let me know I had been awarded the Patterson scholarship.

"Then and there I told Dr. Halbur I would see him in the fall and that's when I made my decision to attend Iowa State."

Arias says initially Iowa State wasn't on her list of vet schools to even consider. Then "something told me to look into Iowa State and I never looked back. It possessed everything I was looking for in a school from an award-winning faculty and clinicians to the numerous opportunities to explore the many aspects of veterinary medicine."

When Arias received word she too had received the Frederick Douglass Patterson Scholarship, it was the final confirmation that Iowa State was where she wanted to be.

"I am honored and blessed to have been awarded a scholarship such as this," Arias said. "I can only aspire to be as impactful as Dr. Paterson was. I believe I share his passion for education, especially among young aspiring veterinarians."

Alucard says Patterson's commitment to disenfranchised communities along with his passion for inclusion of people from diverse backgrounds is important to her.

"As a future member of the veterinary medical community, it is important to be conscious of different paths people may walk in their life and consider how I may contribute to my community's inclusion and diversity," she said.

Arias agrees with her.

"When I am a veterinarian I want to work with young students to explore their interests and education in veterinary medicine," she said. "I hope to create a program dedicated to teaching all ages from children to teens to college students about veterinary medicine."


As the founder of the United Negro College Fund in 1944, Patterson created a program that continues to this day and administers 10,000 scholarships annually. The College of Veterinary Medicine is seeking funds to honor Patterson's legacy and fund outstanding students like Kate Alucard and Briana Arias in future classes.

Individuals wishing to contribute to the Frederick Douglass Patterson Diversity and Inclusion Scholarship should contact the CVM development team at [vetmeddev@iastate.edu](mailto:vetmeddev@iastate.edu) or 515-294-0867.



Kate Alucard, left, and Briana Arias

GIVING



Frederick Douglass  
Patterson



Ames, Iowa 50011  
Return Service Requested



[vetmed.iastate.edu](http://vetmed.iastate.edu)

**Follow ISU CVM**



@ISUVETMED



isufuturedvm



Iowa State University  
College of Veterinary Medicine



isufuturedvm



Iowa State  
Veterinary Medicine

Stay up-to-date with the latest news at the College by checking our website and following us on social media.