

IOWA STATE UNIVERSITY

*gentle*doctor

COLLEGE OF VETERINARY MEDICINE FALL 2018 | VOL. 32 NO. 2



Dean Dan Grooms:
**Team
Player**

gentledoctor

FALL 2018 | VOL.32 NO.2

Gentle Doctor is published by the Iowa State University College of Veterinary Medicine for alumni and friends of the college. The publication of the magazine is funded by the College of Veterinary Medicine and the Veterinary Medical Alumni Association at Iowa State.

Office of the Dean 515 294-1250
Office of Development 515 294-8562
Lloyd Veterinary Medical Center
Hixson-Lied Small Animal Hospital..... 515 294-4900
Large Animal Hospital 515 294-1500
Veterinary Diagnostic Laboratory 515 294-1950

Editor Dave Gieseke
Writer Tracy Ann Raef
Graphic Designer..... Heather Brewer

We welcome your suggestions, comments, and contributions to content.


Correspondence should be directed to:

Dave Gieseke
 Editor, *Gentle Doctor*
 College of Veterinary Medicine
 Iowa State University
 Ames, IA 50011-1250
 515 294-4257
 dgieseke@iastate.edu



www.vetmed.iastate.edu

Iowa State University is an Equal Opportunity/Affirmative Action employer. All qualified applicants will receive consideration for employment without regard to race, color, age, religion, sex, sexual orientation, gender identity, genetic information, national origin, marital status, disability, or protected Veteran status and will not be discriminated against. Inquiries can be directed to the Office of Equal Opportunity, 3410 Beardshear Hall, 515 Morrill Road, 515 294-7612, email eooffice@iastate.edu.




Cover story on page 8.
 Photo: Christopher Gannon

Contents

FEATURES

- 8 Dean Dan Grooms: Team Player
- 16 Revolution in Wellness
- 17 A Lasting Legacy
- 18 This is Going to Be Big
- 23 Never in His Wildest Dreams



IN EVERY ISSUE

- 4 College News
- 20 Research
- 24 Alumni News
- 26 Gentle Doctors Everywhere
- 30 Foundation News

From the Editor

This will more than likely be the only time I write to you in this space. That's because the College of Veterinary Medicine is in transition from one dean to another.

Notice I didn't say "in flux," because incoming dean Dr. Dan Grooms and past interim dean Dr. Pat Halbur have been working closely over the last several weeks to make this a smooth transition. But since this publication went to press as Dr. Halbur was concluding his tenure and before Dr. Grooms settled in Ames, I'm writing to you today in a space generally reserved for the dean to speak.

By the time you get this issue of *The Gentle Doctor*, Dr. Grooms will be on board as the Dr. Stephen G. Juelsgaard Dean of Veterinary Medicine. I had the opportunity in early September to spend a couple of days with him at Michigan State University. Those two days form the basis of the article that you will find in this issue, which hopefully gives you some insight into who Dan Grooms is and what type of dean he will be.

Over those two days, I had the opportunity to not only talk to Dr. Grooms himself, but many of his co-workers and students at Michigan State's College of Veterinary Medicine. To a person, everyone I spoke to in East Lansing said the same things... "he's a people person," "he cares about his staff and the students," "he is always extremely interested in what I have to say," "it's like he works 24 hours a day," "he's a down-to-earth, honest person."

And they're sad to see him go. I mean really sad. "You're (Iowa State) taking away a really great asset from Michigan State," was a common thread that ran through my interviews.

At the same time, we welcome Dan Grooms to the dean's office, we're saying goodbye to Dr. Pat Halbur. Dr. Halbur isn't going far – he's returning to chair the Department of Veterinary Diagnostic and Production Animal Medicine and serve as executive director of the Veterinary Diagnostic Laboratory. There he will continue to shepherd the new VDL to reality, a facility that will be transformative for the college and address a vital need for livestock and poultry producers. Thanks in part to



Photo: Christopher Gannon

Dr. Halbur's dedication, this year the State Legislature appropriated \$63.5 million to build the new VDL.

If that was Dr. Halbur's only accomplishment in his 16 months as interim dean, it would have been a successful tenure. But it was also a noteworthy time period where the college earned full accreditation from the AVMA Council on Education, saw fundraising exceed its yearly fundraising goal, and experience an increase in case numbers in the VDL, the Lloyd Veterinary Medical Center, pathology services and Veterinary Field Services.

Drs. Grooms and Halbur are a continuation of outstanding leaders of this college. Giants in the profession have served as dean of the College of Veterinary Medicine and a brief look back at the individuals who have led this college appear in this issue.

Finally, retirement doesn't mean leaving the profession. Three recently retired deans of the college are still active and you can learn what Deans Richard Ross, John U. Thomson and Norm Chevillie are doing these days with links to more in-depth, on-line looks at their activities.

I've enjoyed learning about the college's past and am looking forward to our future. From my vantage point, we're in good hands.

Dave Gieseke
Editor



Photo: Christopher Gannon

NEW VDL RECEIVES CRITICAL FUNDING FROM LEGISLATURE

The Iowa Legislature has approved funding for the new Veterinary Diagnostic Laboratory in the FY19 budget.

“We are very appreciative that the 2018 Iowa Legislature has recognized the urgency of the need for a new veterinary diagnostic lab (VDL) through approval of funding from the Rebuild Iowa Infrastructure Fund,” said Dr. Pat Halbur, the Stephen G. Juelsgaard Interim Dean of Veterinary Medicine. “We are also very appreciative of the efforts the IVMA and other stakeholders put into helping their legislators understand the urgency, scoop and impact of the project.”

The estimated total cost of the project is \$75 million. The Legislature committed \$1 million in planning money for fiscal year 2019 and \$12.5 million per year over each of the following five fiscal years for a total of \$63.5 million. An additional \$11.5 million will come through fundraising efforts and college, VDL and Iowa State revenue sources.

College of Veterinary Medicine Receives Full Accreditation

The College of Veterinary Medicine has received Accredited status from the American Veterinary Medical Association Council on Education (AVMA COE).

Every seven years, Iowa State undergoes an extensive review of its facilities and programs and is assessed on 11 standards including organization, finances, physical facilities and equipment, clinical resources, information resources, students, admission, faculty, curriculum, research programs, and outcomes assessment.

“The rigorous accreditation process caused us to look closely at our teaching program,” said Dr. Pat Halbur, the Dr. Stephen G. Juelsgaard Interim Dean of Veterinary Medicine. “I am extremely proud and appreciative of the time and effort put forth by our faculty, staff, students, alumni and friends in preparing for and successfully executing the site visit.”

The AVMA COE conducted a review of Iowa State’s College of Veterinary Medicine and also evaluated the University of Nebraska-Lincoln veterinary program and the college’s various affiliate facilities in the fall of 2018.

“Full accreditation by the COE is further indication of the outstanding quality of an Iowa State DVM degree,” Halbur said.

Full accreditation has been granted to the college for a period of up to seven years.



CVM Formalize Agreements with National Chung-Hsing University

The College of Veterinary Medicine has signed two memorandums of agreement with the National Chung-Hsing University (NCHU) College of Veterinary Medicine in Taiwan, Republic of China.

One agreement establishes a collaborative Doctor of Veterinary Medicine (DVM) degree program with the College of Veterinary Medicine at NCHU and the other creates a clinical Master of Science (MS) degree. For the clinical MS degree, veterinary students at NCHU will attend Iowa State after their fourth year at NCHU

and join the graduate program in either the Department of Veterinary Diagnostic and Production Animal Medicine or the Department of Veterinary Clinical Sciences for two to three years.

For the DVM program, selected students from NCHU will attend Iowa State after their second year in the veterinary program at NCHU and will attend Iowa State for one year of additional undergraduate training before matriculating into the four-year DVM program at Iowa State.

“These programs will establish a means of recruitment of outstanding international students to our graduate and professional programs in the College of Veterinary Medicine,” said Dr. Pat Halbur, the Dr. Stephen G. Juelsgaard Interim Dean of Veterinary Medicine. “At the same time, it will fill a major need in Taiwan for more advanced training in veterinary medicine and clinical research.”

The first four NCHU students enrolled in the program for fall 2018 classes.

New Program Provides Essential Experience for Vet School Hopefuls

A new program by the College of Veterinary Medicine provided eight underrepresented students an opportunity to care for food animals and job shadow veterinarians this summer.

The program is designed to help give underrepresented students the background needed for admission to vet school, a background that many find difficult to acquire.

The 10-week Food Animal Summer Experience program covers the room and board of the eight students who have an interest in applying to vet school but have limited experience with animals. They spent their mornings working alongside staff on the animal science department's teaching and research farms, rotating among dairy, poultry, swine, beef and sheep. In the afternoons, they were at the college's hospitals and clinics observing all aspects of veterinary care.

"Both learning what you want to do as well as what you don't want to do is important," said Dr. Alex Ramirez, associate professor of veterinary diagnostic and production animal medicine and the interim dean of academic and student affairs. "The more backgrounds and diversity you can bring into any profession the more open-ended you are, the more you think outside of the box and improve outcomes."



Photo: Christopher Gannon



POPULATION SCIENCES IN ANIMAL HEALTH PhD APPROVED

The Board of Regents has approved a new Ph.D. in population sciences in animal health in the Department of Veterinary Diagnostic and Production Animal Medicine.

The new program will promote research, disseminate knowledge and create future leaders in the area of population sciences. The program is broadly inclusive with an emphasis on Iowa livestock and poultry.

"Program graduates will be prepared to respond to health and welfare issues in animal populations through research, education, clinical medicine, extension and outreach," said Dr. Daniel Linhares, assistant professor of veterinary diagnostic and production animal medicine. "The new program will train generations of high degree professionals capable of keeping Iowa's \$18 billion animal agriculture industry sustainable and strong over time.

"This program will generate science and professionals to help secure and improve the health and welfare of livestock and poultry industries in Iowa."

The Iowa State degree will be one of only five similar Ph.D. programs offered in North America. The 20-hour degree will feature courses on applied statistical methods, epidemiology and population health, population research, animal welfare, ecology of infectious disease, and applied diagnostic technologies.

Linhares expects to enroll the first students into the program beginning in the fall of 2019. It is anticipated that within seven years, the program will have a cumulative enrollment of close to 30 students.



SRT UNIT NEARING COMPLETION

The new Stereotactic Radiation Therapy unit in the Hixson-Lied Small Animal Hospital is scheduled to be up and running and seeing patients in January 2019.

SRT is a non-invasive, nonsurgical treatment that delivers high doses of precisely focused radiation to destroy a tumor with minimal damage to nearby tissue. It is used for pituitary, brain, bone, nasal, skin and many other solid tumors. A typical patient will see one to four treatments, which can be up to a 95 percent reduction in treatment sessions.

The SRT is phase one of a three-phase Comprehensive Pet Cancer Center in the Hixson-Lied Small Animal Hospital.



Photo: Dave Gieseke

Benbrook Chair

Dr. Richard Martin (pictured center), Clarence Hartley Covault Distinguished Professor of Veterinary Medicine, was recognized last spring as the inaugural holder of the Dr. E.A. Benbrook Chair in Pathology and Parasitology.

Congratulations

HONOR AND AWARDS

Dr. Pat Halbur, the Dr. Stephen G. Juelsgaard Interim Dean of Veterinary Medicine, has been named the 2018 Veterinarian of the Year by IVMA.



Dr. Claire Andreasen, professor of veterinary pathology, received the Outstanding Alumni Award from Texas A&M's College of Veterinary Medicine and Biomedical Sciences.



A team consisting of students from the College of Veterinary Medicine and the University of Iowa was one of two teams to **win the national 2017 One Health Day Student Events Competition**. The team was awarded \$2,000 for its efforts organizing the second Iowa One Health Conference.

Dr. Mohammed El-Gazzar, assistant professor of veterinary diagnostic and production animal medicine, has been awarded the 2018 P.P. Levine Award by the American Association of Avian Pathologists. The award is given each year to the best paper published in Avian Diseases the previous year.





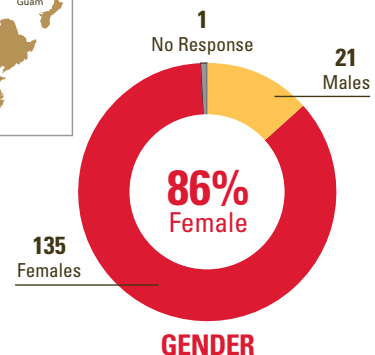
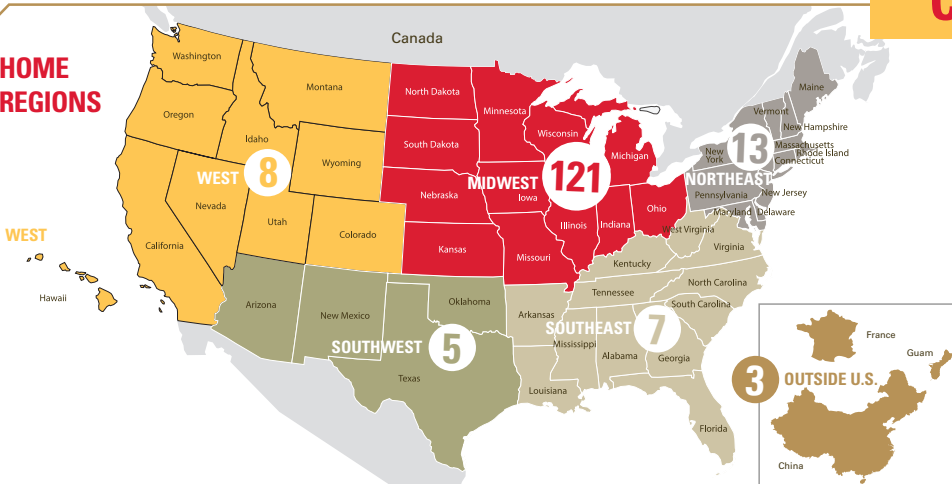
Photos: Christopher Gannon

Study Space

This fall, students, faculty and staff in the College of Veterinary Medicine are taking advantage of the new Commons area. The additional study and meeting space was created near the old Gentle Doctor Café location and also includes an updated café.

Class of 2022

HOME REGIONS



AGE
Mean:
23.3 years
Range:
20-52 years

DEGREES
Bachelor's: 136
Master's: 12
PhD: 0
No Degree: 9

GPA
Science GPA
Mean: 3.48
Last 45 GPA
Mean: 3.67



*Dr. Dan Grooms is the 15th dean in the history of the College of Veterinary Medicine, the nation's oldest public veterinary school.
Photo by Christopher Gannon*

Team Player

Story and Photos: Dave Gieseke

Just three weeks before he officially starts as the Dr. Stephen G. Juelsgaard Dean of Veterinary Medicine at Iowa State University's College of Veterinary Medicine, Dr. Dan Grooms is in class.

Grooms is greeting Michigan State University veterinary students as they get their first look at the school's Clinical Skills Laboratory. This is a task that Grooms could probably delegate to someone else, but he wants to be here to work with students.

Student group after student group descends upon Grooms' station in the lab where he instructs them on biosecurity measures they need to utilize anytime they step foot upon a farm. This is a task he does from 8 a.m. to 5 p.m. with just a few short breaks.

Despite the repetitive nature of the course, Grooms' enthusiasm for teaching never wanes. He instructs the last student of the day with the same zeal as he had for the early morning class.

That's nothing unusual according to his Michigan State co-workers. In fact, it's par for the course.

"He takes a lot of pride in helping students," said Whitney Smith, Grooms' administrative assistant.

"Students know he's leaving (Michigan State) and they're coming in by the droves to pick his brain. He really enjoys helping students and truly wants them to succeed."

It's not just students Grooms works with to succeed.

"He's very inclusive, he involves everyone," Smith said.

BECOMING A VETERINARIAN

Dan Grooms' journey to becoming the dean of the oldest veterinary college in America began in a small farming community north of Columbus, Ohio. Even though his father was a school teacher and his mother was a nurse, Grooms was still a farm kid.

That background came courtesy of his grandparents, who raised dairy and beef cows. The young Grooms showed cattle at 4-H and FFA competitions at the county level.

"Even in high school I knew I wanted to be involved in agriculture in some way," Grooms said.

He tracks his love of veterinary medicine back to an incident that occurred just before he entered high school.

"We had this Angus steer I was going to show at the county fair," Grooms recalls. "It must have weighed 800 or 900 pounds and he got out of his pen and into a cornfield where he proceeded to gorge himself on the green stalks."

The steer became seriously ill and the local veterinarian was called.

"I remember him saying 'he would do his best,' and he came out every three to four hours to look at the steer,"

Grooms said. "I thought to myself, 'this guy really cares about us and our animals.'"

"That's what got me thinking about becoming a veterinarian."

While an undergraduate at Cornell University, Grooms started out in agricultural engineering before quickly switching to pre-vet. He went to veterinary school at The Ohio State University and after graduating with his DVM, Grooms returned to his hometown where he worked in a mixed animal practice.

"It was truly a mixed animal practice" Grooms said. "We treated horses, dairy cattle and swine in addition to companion animals. I enjoyed it and the people."

A long-time beef cattle extension veterinarian, Grooms speaks with Michigan farmer John Stoneman





Grooms instructs Michigan State students on biosecurity measures they will need to employ when they visit an operating farm.

However, early in his training at Ohio State, a seed was planted when Dr. Kent Hoblet, currently the dean of the College of Veterinary Medicine at Mississippi State University, suggested Grooms would make an excellent extension veterinarian.

“I always had it in the back of my mind that I wanted to do that type of work,” Grooms said.

So, when the opportunity to earn a PhD in veterinary preventive medicine at Ohio State came his way, Grooms didn’t hesitate. While completing his advanced degree, Grooms worked at the Ohio Agriculture Research and Development Center where he spent four years honing his skills to become a research and extension veterinarian.

He joined Michigan State in 1997 and worked as a beef cattle extension veterinarian for the next 17 years before becoming the chair of the school’s Department of Large Animal Clinical Sciences.

And while he enjoys his job, Grooms has a special spot in his heart for working with livestock producers.

“I enjoyed helping improve farmer’s livelihoods and helping them produce better and safer products,” Grooms said. “When we could solve a farmer’s problem that was a good day. When we could solve problems and involve students, that was an even better day.”

An expert in bovine infectious diseases, Grooms is a natural as an extension veterinarian. The personality traits that his Michigan State co-workers stress are echoed by the livestock producers he works with far from East Lansing. “What I’ve always liked about Dan is his natural ability to teach,” said John Stoneman, proprietor of Stoneman Feedlot. “Over the past 20 years, I bet I have seen or talked to Dan every couple of weeks.

“I could always pick up my phone and if I didn’t get him right away, he would always call back.”

Dean Photos: University Archives

THE 14 VET MED DEANS

Millikan Stalker 1879-1900

The founder of the College of Veterinary Medicine, Millikan Stalker began course work in veterinary medicine as a two-year program.

“Dr. Stalker devoted his time and energies as far as college work was concerned, to the development of the course of veterinary science. It will stand always in the college history that he laid the foundation of one of the great sections of our work at Iowa State.”



— Edgar Stanton
4-time acting President, Iowa State
June 2, 1909

John H. McNeil 1900-1908

“He incorporated more basic and essential veterinary work than was previously given, added some essential zootechnic courses and announced a four-year course for all students who would matriculate into veterinary science. Thus, he established the first four-year course in America and the most complete course.”



— Tribute by Dr. KW Stauder (DVM '05)

Whitney Smith, his assistant at Michigan State, says it was not just John Stoneman's calls Grooms would return.

"Even now, four years into this job, he still takes calls from farmers," she said. "It sounds like a cliché, but his door really is literally always open. He'll talk with a student, even if he has only five minutes before his next meeting."

"If the door is open, I should be willing to talk to you," Grooms says.

PRAISE ALL AROUND

Smith and Stoneman aren't the only folks from Michigan State singing Dan Grooms' praises. It was a universal theme among the multitude of individuals interviewed for this article.

Here's just a few selected comments from Michigan State.

Dr. Frank Nickels, large animal surgeon... "I can't say enough about Dan. He has done a wonderful job at Michigan State and moved this department forward. I think the world of him and his family."

Dr. John Baker, emeritus dean... "Dan's just a solid guy. He's as honest and straight-shooting as anyone you will come across. When Dan tells you something, you can bank on it."

Dr. Betsy Carr, associate professor in the Department of Large Animal Clinical Sciences... "When Dan told us he was leaving Michigan State for Iowa State, I had to walk out of the room because I realized what we were losing in Dan. He's a great leader, a great mentor and a great friend."

Dr. Andy Claude, associate professor and section chief in anesthesia and pain management and a 1992 Iowa State DVM graduate... "Dan is open, honest and has no agenda. I've leaned often on Dan and he has always helped me come up with solutions to the department's problems. He will be a perfect fit at Iowa State."

Dr. Bill Horne, professor in anesthesia and pain management and a 1981 Iowa State DVM graduate... "Dan is well-prepared to succeed as dean at Iowa State. I can't imagine anyone better suited for this job than Dan Grooms."

Charles H. Stange 1909-1936

Under the leadership of Dean Stange, the veterinary division was organized into five departments for teaching and research and one department solely for research. By persuasion, argument and example, he exerted himself throughout a third of a century to elevate the standards of veterinary medicine in the United States. "The veterinary profession of the future is what the veterinary schools of today make it," Stange wrote. "A profession cannot rise above its source and the source of the veterinary profession is the veterinary schools."



THE GROOMS FILE

Dr. Dan Grooms

Dr. Stephen G. Juelsgaard
Dean of Veterinary Medicine

PERSONAL

Born in Mansfield, Ohio

Married to Donna Grooms

Father of 3 children

- Kirsten, Michigan State graduate, works in Lansing, Michigan
 - Emma, Michigan State graduate, studying at Washington University in St. Louis
 - Robbie, studying at Cornell University
- Pets
- Bella, Golden Retriever

EDUCATION

B.S. in Animal Science, Cornell University

DVM, The Ohio State University

Ph.D., in Veterinary Preventive Medicine, The Ohio State University

PROFESSIONAL CAREER

- Extension Veterinarian, Michigan State University's College of Veterinary Medicine
- Chair, Department of Large Animal Clinical Sciences, Michigan State University's College of Veterinary Medicine

PROFESSIONAL BACKGROUND

- Expert in bovine infectious diseases
- Board certification, American College of Veterinary Microbiologists, specialty in veterinary virology
- Former president, American Association of Bovine Practitioners
- Former member, U.S. Secretary of Agriculture's Committee on Animal Health

Whitney Smith.... “It’s so easy to talk about him and easy to talk about him in a wonderful way. He’s truly cares about students, the staff and faculty. He deserves this job and at the end of the day he will be a phenomenal dean at Iowa State.”

Jackie Maeroff, a fourth-year DVM student... “I enjoyed both the research side and clinical side of veterinary medicine and I couldn’t decide what I wanted to do. Dr. Grooms met me for coffee to talk it out. That conversation helped me tailor my externships in the direction I want my career to go towards.”

Oscar Benitez, PhD student in Grooms’ research group... “Every time I need to talk to Dr. Grooms, I knock on his door and he always asks me in, without fail. I was a little nervous when he told me he was leaving for Iowa State and what did that mean for my degree, but he told me he would be available on

Skype, Zoom, that I could call him, text him. ‘I’ll be there for you,’ he told me. I have no doubt he will be.”

A TEAM PLAYER

Being a part of a team has always been important to Dan Grooms. In high school he was a football, basketball and baseball star and was recruited to Cornell as a quarterback.

A broken wrist suffered during his senior year in high school however, put the throwing quarterback “behind the eight ball.”

“I never caught up,” he said “After two years, I made the decision that my aspirations were to be a veterinary student and I gave up football to focus on academics.”

But the leadership skills Grooms developed while the captain of his football team and president of both his local 4-H and FFA, remain with him to this day.

“To me, this job is all about leadership,” he said. “I want to help people and organizations do the best they can do. Building teams that get things done, that effectively solves problems, that’s what I strive to do.

“I want to be supportive of people, help them succeed but also hold them accountable.”

Smith almost laughs when asked the question about Grooms’ dedication to teamwork.

“Teamwork is maybe his favorite word and definitely one of his highest priorities,” Smith said. “He works hard to get us working together as a group.

“And he walks the walk. He shows up for everything we do as an office – even if it’s a baby shower.”

For Grooms, teamwork is perhaps the most important aspect to making the

Charles Murray 1936-1943

Charles Murray rose rapidly in the College of Veterinary Medicine’s administration. A 1912 DVM graduate, he became head of the Department of Veterinary Research in 1914 and two years later he was leading the Veterinary Research Institute.



Henry H. “Dale” Bergman 1943-1952

A 1910 Iowa State graduate, Dean Bergman headed the veterinary physiology and pharmacology department for 27 years before becoming dean. In addition to his duties in the veterinary school, Bergman was actively involved in Cyclone Athletics and was a moving force in the development of the Big 8 Conference.



Ival A. Merchant 1952-1963

During Dr. Merchant’s 11-year tenure as the college dean, the school experienced steady growth in graduate education and in the numbers of faculty and staff in research support. He oversaw various capital improvement projects in the Veterinary Quadrangle and played a key role in bringing the National Animal Disease Center to Ames.



“Veterinary medicine is an ever-changing, rapidly developing profession,” Merchant wrote in 1961. “In fact, it is growing so rapidly it is difficult to supply the graduates to satisfy the demands for adequately educated and trained men.”

Interim Accomplishments

In his inaugural note to the College of Veterinary Medicine faculty, staff and students, Dr. Pat Halbur wrote...

"I am passionate about moving our college forward in all areas of the land grant mission and will work very hard as your interim dean to see that this happens."

While some individuals in an interim role may take a conservative approach to leadership, Halbur did what he promised. Over the next 16 months, the college, under Halbur's leadership as the Dr. Stephen G. Juelsgaard Interim Dean of Veterinary Medicine, accomplished a great deal.

Some of the achievements included:

- Earning full accreditation from the AVMA Council on Education.
- The Iowa Legislature committed \$63.5 million over the next six years for a new Veterinary Diagnostic Laboratory. This will be transformative for the college and addresses a vital need for the livestock and poultry producers of Iowa.
- Along with the University of Nebraska, the College was selected to co-lead the new National Institute for Antimicrobial Resistance Research and Education that address one of the grand challenges facing animal and human health.
- Applications for the Class of 2022 increased by more than 300 (32%) over the previous year. The Class of 2022 had the highest entering GPA in more than a decade, and with 22 under-represented students, it is perhaps the most diverse class in the college's history.
- An additional \$228,000 in scholarships was awarded to first year students.
- Fundraising efforts in FY2018 exceeded \$12.9 million (129% of the college's goal) and the College is 87% (\$60.5M) of the way towards reaching the \$70 million Forever True for Iowa State campaign goal.
- Researchers in the college surpassed \$17.5 million in extramural grants. The College is #1 in funding from the USDA and in the top 1/3 in funding from NIH. Core areas of strength and focus.



Photo: Christopher Gannon

- Case numbers in the Veterinary Diagnostic Laboratory (VDL), Lloyd Veterinary Medical Center (LVMC), pathology services and veterinary field services (VFS) continue to grow. The LVMC served 23,165 patients.
- The newly remodeled and expanded Commons and Gentle Doctor Café opened in September 2018.
- Phase one of the new Comprehensive Pet Cancer Center is nearly complete and will begin seeing patients this fall.
- The college has invested in on-site mental health counseling and wellness programs including the addition of mental health counselors, a new fitness room and a menu of wellness activities.
- In FY2018, the college made improving diversity and inclusion a high priority. The Frederick Douglass Patterson Diversity and Inclusion Award for faculty and staff was established. Two large four-year Frederick Douglass Patterson scholarships were established. The CVM established the first "Martin Luther King Jr. Day of Service".

"It has been an honor and a privilege to serve as the interim dean of the College of Veterinary Medicine. I am extremely proud of the accomplishments of our faculty, staff and students over the last 16 months," Halbur said. "The college is very fortunate to have recruited Dr. Dan Grooms as our next dean and I look forward to working with him to make the College the very best it can be."

College of Veterinary Medicine a successful venture.

“Anytime you manage this complex of an entity, you have to have a good team,” he said. “People have to be good at their jobs and work well together.”

AWAY FROM THE JOB

One of Grooms’ co-workers, Tammy Pike, a secretary in the Department of Small Animal Clinical Sciences, says she always wondered if Dan Grooms actually had 32 hours in every day. Smith says Grooms is in the office by 6 a.m. and often doesn’t leave until 12 hours later. Still the new Iowa State dean finds time for a life away from the office.

It may be years since Grooms donned a football uniform, but crisp Friday

evenings in the fall will still find him on the football field. For 21 years, he has officiated high school football in Michigan. He has moved from umpire to back judge and most recently he has been the crew chief and referee to his close-knit officiating crew.

“Dan is real when he talks about team and teamwork,” said Russ Hewitt, a member of Grooms’ officiating crew. “It’s kind of cool to watch Dan teach the less experienced guys on our crew. He asks questions in an attempt to have the answers lead into what is the correct way to do things.”

“I like football,” Grooms says. “Football was important to my life and I wanted to give back. Once I figured out what officiating was all about, it was a nice way to get away from work.”

Grooms and his crew officiate between 12-15 varsity games and a handful of sub-varsity (junior varsity) games around the East Lansing area a year. Even that isn’t enough for him as he has volunteered to officiate youth football games Sunday afternoons in his East Lansing suburb of Williamston.

“This is a chance to teach kids about the rules,” he said. “I recruit a couple of younger students to help officiate and hopefully they will continue.”

Grooms volunteers as much as he can find time for. He was a member of the Williamston Football Booster Club for 10 years, including serving as president for two years. He serves on the church council of his Lutheran Church in East Lansing and has mowed the church’s lawn in his spare time.

George C. Christensen 1963-65

Dean Christensen had a vision for a new veterinary medical complex, replacing the outdated facility in “The Quad” on central campus. He laid the groundwork in the early ‘60s for the current CVM complex by securing a financial commitment from the State of Iowa. Christensen also served as the vice president for academic affairs at Iowa State where he had a significant impact on the university in increased student enrollment, restructuring academic departments while serving as a champion for international studies.

Ralph L. Kitchell 1966-1971

A 1943 Iowa State DVM graduate, Dean Kitchell was internationally recognized for research and administrative contributions to veterinary medicine. He also served as dean of the College of Veterinary Medicine at Kansas State University.



Phillip T. Pearson 1972-1989

The Ames native joined the College of Veterinary Medicine faculty a year after graduating with a DVM in 1956. A skilled veterinary surgeon, Dean Pearson finalized the College’s move from Central Campus to the new complex in 1976. During his tenure, the College was the fifth largest veterinary school in the country.



At the 100th anniversary of the College, Pearson said, “It is hoped the faculty and students of the college will continue to foster the image of its ‘Gentle Doctor’ in expressing concern, kindness and service to all people and living creatures.”

Oscar J. Fletcher 1989-1992

Dean Fletcher was one of the few dean’s in the College’s history who was neither a graduate of the institution nor had served on the faculty. A Georgia native, Fletcher was an avian medicine expert and left Iowa State after three years to become dean of the College of Veterinary Medicine at North Carolina State University.

"I would rather be busy than wondering what I need to do next," he said. "It takes time, but I watch very little TV, although I do like to read."

In the end though, Grooms' volunteer work is more about giving back instead of wondering what to do next.

"The church saves \$50 every time my son or I mow the lawn," he said. "That's \$50 a week that can go to the food pantry."

NEW CHALLENGE

Make no mistake about it, Dan Grooms is anxious to begin his new challenge at Iowa State. Leaving Michigan State University's College of Veterinary Medicine however

wasn't an easy decision for him or his wife Donna to make. You would expect that after spending 21 years in the same place.

"We'll miss the people," Grooms said. "We have 21 years of friendships and people we've worked with.

"It will be difficult but we're going to a great place. At Iowa State there are new people and new opportunities to work with.

"I'm excited for this chance to work alongside our talented team to deliver excellence in the teaching, research and service missions of the university and address important problems for our stakeholders globally." **gd**



Friday evenings in the fall typically find Grooms officiating high school football games.

Richard Ross 1992-2000

Dean Ross' work with the Iowa State Legislature resulted in the Healthy Livestock Initiative. Under his leadership, Iowa State built the Livestock Infectious Disease Isolation Facility, which positioned the university to lead the nation in research in this area. Before becoming dean, Ross was a world-renowned expert in mycoplasmal diseases, an area he continues to work on in retirement.



John U. Thomson 2004-2011

Under Dean Thomson's leadership, the College regained full accreditation, launched a new cooperative program with the University of Nebraska-Lincoln for veterinary education and completed the Dr. W. Eugene and Linda Lloyd Veterinary Medical Center. A rural veterinarian at heart, Thomson continues to be active on any number of areas.



Norman F. Cheville 2000-2004

During Dean Cheville's tenure, the College made remarkable progress and was positioned to lead the nation in production animal medicine, food security, public health training and other veterinary issues. In retirement, Cheville is still fascinated with veterinary medicine and has written a book on the subject.



Lisa K. Nolan 2011-2017

Dean Nolan oversaw a comprehensive curricular review, enhanced the assessment of teaching and upgraded teaching labs and study spaces during her tenure. She also directed a campus-wide "One Health-One Medicine" initiative that brought faculty members across campus together to foster new collaborations that span animal, human and ecosystem health.



Note: Durwood L. Baker twice served as interim dean, both from 1965-66 and 1971-72. Pat Halbur was the College's interim dean from 2017-18.

Learn more about these deans and read web extras on Deans Ross, Cheville and Thomson at vetmed.iastate.edu/about/history/deans

A Revolution in Wellness

By Dave Gieseke

Movements are popping up all over the place. From “Black Lives Matter” to “Me Too,” individuals are banding together to make a difference.

The College of Veterinary Medicine has its own movement – one that hits close to home. “Revolution Wellness” was formed last spring by veterinary medicine students, each of whom felt passionate about their profession, students and wellness.

“We started out as a group to address mental health but we soon found out it was more about the need to change our culture and the stigmas surrounding how we define and deal with failure, or the perception of failure, in veterinary medicine,” said Holly Salzbrenner, a fourth-year veterinary medicine student.

For Dr. Pat Halbur, the Stephen G. Juelsgaard Interim Dean of Veterinary Medicine, supporting “Revolution Wellness” efforts was a no-brainer.

“Clearly mental health is a major challenge for our profession and for our students,” he said. “The students have done a great job of removing the stigma over seeking mental health services and as a college we are committed to investing resources to address the needs where we need to improve.”

Those investments were evident to students returning to campus this fall



Revolution Wellness Team

Photo: Heather Brewer

as “Revolution Wellness” has made an immediate impact on wellness in the College. The most visible change is a new 24/7 Fitness Room in the College.

But perhaps the most important change is the addition of two half-time mental health counselors to the College staff. Previously students seeking help in this area had to go to main campus. The new counselors will be on-site in the College five days a week.

Lauren Youngs is the clinical therapist and Counseling Service coordinator. In addition to providing confidential, brief therapy to students, she coordinates outreach activities centered on creating a culture of wellness for veterinary students. Despite her vast experience, Youngs knows she faces a challenge.



“Veterinary medicine is a unique and rigorous program,” the licensed mental health counselor said. “As we move forward, we will use the nine dimensions of wellness to encourage healthy approaches to life while understanding the special

challenges facing veterinary students.” That’s music to the ears of many students including fourth-year student Danielle Harrington. Harrington was the driving force of “Revolution Wellness” and she is concerned for her fellow students, many who are consumed by school-related activities for more than 16 hours a day.

“Our heavy credit course load, unbalanced debt-to-income ratio, and historically high degree of disassociation has contributed to burnout before we even reach practice,” Harrington said.

Harrington says a full-time on-site counselor is a great initial step in this battle. She hopes Revolution Wellness will create a shift in the vet med culture.

“Emotional intelligence is necessary to succeed in this profession, but it requires time and energy,” she said. “We hope to inspire others to put the work in and embrace vulnerability, imperfection and self-awareness. We want our peers to know they are supported and no one has to go through these four years alone.” **gd**





Photo: Christopher Gannon

A Lasting LEGACY

By Dave Gieseke

It has been a road less traveled for Lorraine Hoffman and her career in the College of Veterinary Medicine, but one she hopes will be an inspiration to others with non-traditional education and experience.

There have been challenges along the way for Hoffman, but she believes with the creation of a new award named in her honor, she will continue to have an impact on individuals who work in the veterinary profession without obtaining a DVM.

Next fall, the College will recognize the first recipient of the Dr. Lorraine J. Hoffman Graduate Alumni Award, given to individuals who have completed graduate programs in the College (but not a DVM) and who have demonstrated outstanding achievements or leadership in advancing animal or human health and impacting society.

The fact Hoffman was part of the College for nearly 35 years was a testament not only to her dedication and hard work, but to a quirk of fate that changed her career path. Hoffman had dreams of becoming a medical doctor and applied to medical school.

“I was the only female pre-med student in my class at Wartburg College,” Hoffman said. “It was my long-time goal and passion to become a physician, but only a couple of women were accepted into the University of Iowa medical school in the fall of 1964.

“I was crushed,” she recalled. “My mentors were great people but they did not prepare me well for the reality that I was not on an equal playing field with my male classmates. It took me a while to get out of my doldrums, but I took the advice of my microbiology professor to find something I was passionate about.”

Iowa State responded quickly to her inquiry and she was offered a teaching assistantship while working on a master’s degree in bacteriology. Her completion of the master’s program was soon followed by her first appointment in the VDL.

“Dr. (Vaughn) Seaton hired me as a research associate at three-quarter time with a salary of \$5,000 a year,” she said. “I loved it and I was doing something I really enjoyed which was primarily bench work on VDL cases.

“It was fascinating and exciting, especially because I was learning on the job and serving the veterinarians of the state.”

Along the way, Hoffman married, had two children, resigned her position to complete a PhD in bacteriology, before re-joining the VDL as an assistant professor and section leader in bacteriology.

“I was a pacesetter as the first female non-DVM faculty member in the VDL, but didn’t realize it when I accepted the position,” she said.

There were some tough times as she was not immediately accepted by some older larger animal practitioners.

“Dr. Seaton gave me straight forward advice to be proactive – speak at area meetings, visit clinics, become active in the college, and join national organizations so that colleagues and clients will know you, respect your ability and understand your role in the lab,” she said.

Hoffman served as section leader of bacteriology until 2006 when she was appointed as the VDL’s director of operations, the first female non-DVM to serve in such a role nationwide. She retired from her position in 2009.

During her time at Iowa State, Hoffman created the lasting legacy that remains to this day in the VDL.

“I tried to epitomize the tripartite mission of the land grant university by my daily involvement in professional practice, research, teaching and mentoring,” she said. “My greatest joys have come from serving animal practitioners and owners in Iowa and beyond, helping young people find success and fulfillment in careers, and working with great colleagues who deserve, along with my family, all the credit for my success.” **gd**



THIS IS GOING TO BE BIG

By Dave Gieseke

When Dr. Dan Grooms, the newly-appointed Dr. Stephen G. Juelsgaard Dean of Veterinary Medicine, addressed a group of retired faculty members, he didn't wait too long to talk about the newest initiative in the college.

"Make no mistake about it," he told the assembled retirees. "This is going to be big, really big."

Grooms was referring to the Institute for Antimicrobial Resistance Research and Education, a national institute based in the College of Veterinary Medicine with the single goal of addressing antimicrobial resistance, one of the most pressing public health concerns facing the world.

Each year in the U.S., at least 2 million people become infected with bacteria resistant to antibiotics and 23,000 people die as a direct result of these infections. Many more die from complications of an antibiotic-resistant infection, according to the Centers of Disease Control and Prevention.

These drug-resistant "superbugs" can also harm the ecosystem and cost multibillions annually in medical costs and economic losses.

The new AMR institute at Iowa State aims to combat those figures. Led by Dr. Paul Plummer, associate professor of veterinary diagnostic and production animal medicine, the institute developed its roots in 2015 when Dr. Qijing

Zhang, Distinguished Professor of Veterinary Medicine, and Dr. Joe Colletti of the College of Agriculture and Life Sciences started talking.

The group developed into a consortium and has rapidly evolved to include not only faculty members from the every corner of campus, but also to institutions across the nation. This led the Association of Public and Land-grant Universities and the Association of American Veterinary Medical Colleges to select Iowa State as the home base of the new national institute.

Collaborators in the institute include the USDA Agricultural Research Service, the University of Nebraska-Lincoln, University of Nebraska Medical Center, the University of Iowa, Mayo Clinic, and a team of more than 100 researchers, educators, clinicians and extension personnel.

As you can see, this is already a really big deal.

"This was initially an Iowa State-centric project, then it became Ames-centric when we added the NADC and finally it become essentially a Midwest Regional One Health Consortium," Plummer said. "This new institute will build on the foundation we have previously established with the goal of adding other partners in the future."

To further illustrate how big the AMR Institute will become, soon after the announcement that Iowa State would host the new national institute, Plummer

presented to the United Nations General Assembly.

"Antimicrobial resistance is a global priority of the CDC," Plummer said. "It touches each of us in our daily lives. This new institute provides a great resource for the entire country as we work to build strong, collaborative research and educational programs to mitigate this risk."

The institute will draw on expertise from basic, translational and applied scientists in veterinary medicine, agriculture, environmental health, public health, medicine, economics and social sciences. But in order to do that, Plummer and his team must get strong stakeholder involvement. He feels the new institute is a great first step.

"This is a unique program," he said. "I like to call us 'the poster child of One Health.'"

"We need to identify gaps of knowledge we have to answer and build those together to answer the really big questions. And we must do that while bridging human, animal and environmental concerns."

Plummer knows this is a big task but feels the AMR Institute is up to the task.

"Our primary goal must be to improve and increase the interworking and collaboration on education efforts and research related to antimicrobial resistance," he said. **gd**



Eye-Opening Experience By Dave Gieseke

Before a group of veterinary medicine students traveled to South Dakota to work with the Crow Creek Indian reservation this past June, they are introduced to cross-cultural topics and the historical and socio-economic issues that lead to health disparities in many communities.

But no amount of preparation could show the Iowa State students what they saw.

“The experience was very eye opening,” said Holly Salzbrenner, a fourth-year student. “I did not realize the extent of the hardships they face on the reservation.”

Fellow fourth-year student Abbey Smith agreed with her classmate. “To see another culture that is so different than my own lifestyle was very eye opening,” she said, “however the love for their animals is no different.”

For the past 10 years, veterinary students, alumni clinicians and community volunteers have gone to Crow Creek and have created a partnership centered around animal care. What initially began as an outreach project, headed by Dr. McLissa Ciprich, has developed in a cross-cultural, veterinary field service.

Two years ago, the trip was incorporated into the fourth-year rotation. This past June, eight fourth-year veterinary medicine students participated in “Clinical Practices in Diverse Communities,” and along with eight third-year students, they

provided veterinary care to dogs, cats and horses in the community.

Coordinated by Dr. Joan Howard, clinical associate professor of veterinary clinical sciences, the group set up a small animal clinic in a fire station and an equine clinic at the rodeo grounds.

The veterinary team saw over 300 animals and completed physical exams, gave vaccinations and preventative medications, and discussed the value of the treatments with the clients. The team also performed 86 spay and neuters, under the direction of Dr. Joyce Carnevale, clinical assistant professor of veterinary clinical sciences.

At the equine clinic, the team and community members tended to 100 horses, providing physical exams, vaccinations, treated wounds, performed dentals and did 17 castrations.

It’s not unusual for outside veterinary service groups to volunteer in communities in need around the country. Few, however, are able to develop the long-lasting relationship Iowa State has with Crow Creek.

“Projects come and go and then many die out,” Howard said. “I think by us coming back year after year, the community really appreciates that they can count on us.” Howard also says the health of the animals seems to have improved over the program’s ten years.

“The overall health of the animals seems to be improving,” she said. “Our impression is that infectious diseases and external parasites that we have commonly seen in the past have become less prevalent.”

For the students, it’s an intense three days as they gain valuable hands-on experience, not only treating animals, but interacting with clients.

“We had to be patient and creative with some clients and animals,” Salzbrenner said. “Sometimes the clients were only children and sometimes we did our exams in vehicles or under shade trees to avoid the congestion in the fire station.

“I got the chance to fine tune a lot of my veterinary skills, but this experience was way more valuable to me as an opportunity to experience diversity and learn how to build positive relationships with clients and my community.”

Fourth-year student Becca Hilderbrand echoed those comments.

“Although the clinic operated for only three days, I learned so much about myself, my abilities and the community,” she said.

“Yes, I enjoy the medicine, surgery and lifestyle, but I really enjoy being able to help the people whose animals play a pivotal role in their lives.” **gd**



Researchers Look at Nanovaccines to Fight Pancreatic Cancer

A research team that includes **Dr. Michael Wannemuehler**, chair of the Department of Veterinary Microbiology and Preventive Medicine, is studying nanovaccines for treating pancreatic cancer.



There are no screening tests or early warning signs for the disease and the cancer has often spread when it is found. When that's the case, current treatments are rarely effective.

The researchers say nanovaccines could generate a response in pancreatic cancer. Their study is supported by a \$2.67 million grant from the National Cancer Institute of the National Institutes of Health.

PLUMMER TO DEVELOP MATERIALS TO ASSIST WELLBEING OF DAIRY GOATS

Dr. Paul Plummer, associate professor of veterinary diagnostic and production animal has been awarded a \$395,000 grant from the USDA's National Institute of Food and Agriculture to develop benchmarking and training materials to aid the wellbeing of dairy goats.



Plummer's research will enhance the overall well-being of farm animals including lessening negative effects of stressors.

CVM RESEARCHERS TO WORK WITH UNIVERSITY OF IOWA FACULTY MEMBERS

In an effort to spur greater collaboration between bioscience researchers at Iowa State University and the University of Iowa, the two schools have awarded seed grants to help investigators build teams, collect data, grow projects and win grants.

Two College of Veterinary Medicine researchers were included in the first round of projects.

- **Dr. Eric Zellner**, assistant professor of veterinary clinical sciences, will develop an ultra-flexible biosensor that measures the forces of everyday activities on skin and monitors skin as it heals.
- **Dr. Thimmasetappa Thippeswamy**, professor of biomedical sciences, will look at elucidating the role of an Alzheimer's disease-related pathway on epileptic seizures.



Carver Trust Funds Malaria Research

Dr. Joshua Beck, assistant professor in biomedical sciences, has received a \$382,915 grant from the Roy J. Carver Charitable Trust of Muscatine, Iowa.



Beck is working to understand how parasites subvert their host cells during the liver stage of malaria infection. The results of his study could provide new information relevant to the design of novel therapeutics and vaccine strategies for malaria.

"The past decade has seen encouraging progress in malaria control in endemic regions, yet the disease burden is still enormous, with more than 200 million new infections each year that result in nearly half a million deaths, mostly among children under the age of five in sub-Saharan Africa," Beck said. "The ambitious goal of moving toward malaria eradication is also undergoing revival. This will require a combined effort of controlling existing disease while simultaneously blocking transmission and will depend on developing novel strategies to target the pre-patent liver stage with therapeutics and especially an effective vaccine."

A POSSIBLE CURE FOR PARKINSON'S

Dr. Anumantha Kanthasamy, Lloyd Endowed Chair and Eminent Scholar in Veterinary Medicine, has evaluated the existing research on Parkinson's and came up with an idea that may, one day, cure the disease.



Kanthasamy and his team of researchers, including Daniel Luo, graduate research assistant in biomedical sciences, have discovered a way to target support cells in the brain to protect certain neurons and restore brain functions lost through Parkinson's disease. The team is developing a drug that could potentially cure this degenerative illness, not just treat its symptoms. So far, Kanthasamy's team has progressed into the preclinical phase and has successfully mitigated motor symptoms in rodent models of Parkinson's disease.

Kanthasamy has also received a nearly \$1 million grant from the Department of Defense to examine how exposure to metals may amplify the likelihood of neurological symptoms similar to Parkinson's disease. The research has implications for a wide range of occupations that require regular exposure to metals, such as mining, welding and smelting.

"With this project, we want to assess the risk that exposure to these metals poses," he said.

Looking for Cases – in All the Right Places

By Tracy Ann Raef



Photo: Christopher Gannon

Engaging students in the learning process is no easy task; yet, it's key to effective learning. Let's face it, some topics are not that exciting; and exciting topics may be presented in a less-than-exciting manner. Regardless, students need to learn and retain the information.

So, how does an instructor spark student interest in the material? More importantly, how do instructors engage them so they retain the information and can apply it to real-life situations?

For answers Dr. Jodi Smith, veterinary pathologist at the College of Veterinary Medicine, relied on the familiar – her own educational experience. Then, she looked beyond the familiar.

“Historically case-based learning has been used in medical education because it helps develop the critical thinking and diagnostic skills that students will need,” Smith said.

Using the case-based teaching method, Smith taught the principles of pathology course in the biomedical sciences master's degree (non-thesis) program in the College of Veterinary Medicine. During the course, Smith's students were given veterinary case studies – a dog with congestive heart failure and a dog with antifreeze poisoning.

It seemed logical to Smith to use the veterinary cases. But a large number of the students were interested in pursuing careers in human medicine

and other allied health professions, and suggested including a human case in the course. “I didn't have the expertise to do that,” said Smith.

Smith didn't have to look far to find someone who could help her with a case. She reached out to professional colleague and friend, Dr. Bonnie Beer, a local physician who specializes in obstetrics and gynecology.

“I cornered Dr. Beer after church about developing a human case for the class,” Smith said. Together they generated a case. “Dr. Beer did most of the authoring,” Smith said.

The case they developed was a woman with preeclampsia – a condition that usually occurs after 20 weeks of pregnancy, characterized by high blood pressure and potential damage to other organ systems such as the liver and kidneys. “We selected that condition because it provided a number of clinical signs and abnormalities that the students could connect back to general pathology concepts that they had learned earlier in the semester,” Smith said.

Over three classes, Smith presents the case to the class. “There are a series of questions throughout the case study that they have to answer to start thinking about the problem,” Smith said. “Struggling and working through the case in groups forces them to apply their knowledge logically and start to develop diagnostic skills,” Smith said.

During the fourth session, the groups present their pathogenesis concept maps. A concept map is a diagram of the relationships of the clinical signs (data) to the underlying disease mechanisms. “Their goal is to identify the root cause of the disease and then detail the mechanisms that ultimately result in the abnormalities (pathology),” Smith added.

“I invited Dr. Beer to attend the class to provide a clinical perspective on the condition,” Smith said. “She was impressed with the students' level of engagement and their concept maps.”

Last spring was the first time Smith incorporated a human case into the course. Asked whether she will continue to include one in future classes, Smith responded: “The students were very positive and enthusiastic about the experience. So, yes.”

Smith sees an additional benefit. “The inclusion of both cases helps illustrate how similar human and veterinary medicine is. For some students, it may be the first time they see the interconnection.” **gd**



An Interview with **Dr. Jack Shere**

By Tracy Ann Raef

Jack Shere is the Deputy Administrator for the U.S. Department of Agriculture (USDA) Animal and Plant Health Inspection Service (APHIS) Veterinary Services and Chief Veterinary Officer of the United States. He leads the organization's efforts in protecting and improving the health, quality and marketability of the nation's agricultural animals, animal products, and veterinary biologics. He is a 1987 graduate of Iowa State's College of Veterinary Medicine.



Photo: Jack Shere

GD: Was this the career you envisioned when you graduated from veterinary school?

Shere: No, not even close. I originally wanted to be a practitioner to help animals. I thought that the only way to do that was on an individual-animal basis. The longer I was in private practice the quicker I learned that practice has a rhythm and a pace, and many days were often similar; and in our practice, there was a lot of on-call work. Throughout my life, it's always been about challenges. And, I decided I wanted another challenge.

One of the other veterinarians in the practice left to become a USDA veterinary medical officer (VMO). What she described about the job really caught my interest. The health of the animal was always important to me. In practice it's all about the individual animal, while the USDA focuses on national herd health. I wanted a job that I could still use my education and training. It seemed like a good fit. I applied to the USDA, was hired, and began my year-long training to become a VMO.

GD: Fast-forward three decades, you're the Deputy Administrator of the USDA's Veterinary Services and the Chief Veterinary Officer of the United States. That's quite an upward trajectory.

Shere: Never planned it. I was all about the challenge. I had been working as a VMO for 1.5 years when I starting to

ask myself what's next. I didn't want routine. I was still in Wisconsin when my boss took me to the veterinary school and I learned about poultry science. I enrolled in the PhD program and was going to learn something that was going to be of value to the USDA. Since I've been in the USDA, poultry disease has been one of the major diseases that we have fought on the ground.

As new challenges came up, I stepped into them. When the then-Chief Veterinary Officer asked me to come to Washington, I went. It was the last place I wanted to go. Many people are very happy to be a veterinary medical officer. I enjoyed it, too. But I also liked management. A good manager is someone who has an appreciation for diversity and the differences that people bring to the job. I love that aspect of my job.

GD: How do you define success?

Shere: It's changed over the years. Early in my career it was all about what I did as an individual, alone. A lot was ego-driven.

As my career advanced, I'm all about teamwork. I would rather see the idea hatched, but worked out and taken forward by others, making sure that they get the credit. It took me a long time to get to that philosophy. I've seen what people can do together versus what they can't do apart. You can't do anything as well by yourself, as you can do if you have help.

GD: How do you manage career and personal life?

Shere: When I was a field VMO, I put in 40-50 hours/week, and my weekends were my own. I didn't get into the higher levels of government until my kids were in high school. Life balance gets tougher as you go up the ladder. I work 60-70 hours/week. My job is 24/7. I travel a lot and my schedule gets changed a lot. When things happen, people are looking for answers and I need to be reachable and attainable.

I rely on my staff to help me with that balance. You have to trust that if you are not watching what is going on, that someone else has the wheel. There are days that I am double- and triple-booked. Staff makes sure that I'm at what's most important. They are as dedicated to getting things right as I am. They look out for me.

GD: Any advice for veterinary students and new graduates?

Shere: We aren't on this earth long. Don't devote your entire life to your job. Do what you enjoy, then it isn't work. You have to take time to enjoy your life.

I love my work. The work is important. The people I work with at the Animal and Plant Health Inspection Service and the USDA are very dedicated, hard-working and extremely professional. I'm excited to see and work with these people every day. **gd**

Never in His Wildest Dreams

By Dave Gieseke

The thought of becoming a zoo veterinarian didn't cross Dr. Gary West's mind while he was growing up.

Instead West was excited about wildlife but the wildlife he was interested in, inhabited the area around his Buffalo Center, Iowa home. He hunted and fished. His mom was an animal lover and he recalled "raising" squirrels and ducks.

"I always loved being around animals but my love was always wildlife, not domesticated animals, so going to veterinary school really didn't occur to me," West said. "Then a friend of mine suggested that I could work with zoo and wildlife animals."

The idea clicked with West who entered Iowa State's College of Veterinary Medicine as an early admit. Once in veterinary school, his focus changed from wildlife to zoological medicine.

He made contacts at zoos in Des Moines and Omaha. Soon he was touching tigers and working on polar bears.

He was hooked from that moment on.

West was a frequent visitor to the Blank Park Zoo in Des Moines where he connected with Dr. Dennis Riordan ('81), the zoo's veterinarian.

"If I could get away from school, I would shadow Dr. Riordan," West recalled. "I was that annoying vet student, always wanting to tag along."

Riordan encouraged him however as did Iowa State faculty member, the late Dr. Charles Thoen. West did an

externship with Milwaukee Zoo, getting as much zoological experience as he could before graduating in 1995.

Yet despite all of his preparation and excitement about becoming a zoo vet, West instead went into private practice in Wisconsin. That's when Thoen encouraged him to get in touch with another Iowa State alumnus – Dr. Richard Houck ('56).

"At the time, Dr. Houck was the head veterinarian for the Ringling Brothers, Barnum and Bailey Circus," West remembered. "When I first talked to him, he said he 'wanted to hire an Iowa Stater.' We hit it off and he offered me a job with the circus."

"That's how I broke into zoo medicine."

Since that point West has made a number of stops, including a pair of academic positions at the veterinary colleges at Cornell University and Kansas State University. After the circus, West worked at zoos in San Antonio, Oklahoma City and since 2010 as the lead veterinarian at the Phoenix Zoo.

"For zoo medicine, I'm very non-traditional," he said. "It's a crazy competitive field – I'm glad I'm not applying for zoo positions now."

At the Phoenix Zoo, West and his team are responsible for the 3,000+ animals under their care. He estimates they treat between 100 and 200 animals on a monthly basis in addition to yearly checkups. He says his Iowa State veterinary education prepared him for life as a zoo veterinarian.



Photo: Gary West

"I have a very strong background thanks to Iowa State on what diseases are," he said. "I soaked up everything I could."

Even though he's working with exotic animals, West relates them back to animals he trained on while at Iowa State. He says an elephant is physically a bit like a horse, so you need an equine background. A giraffe is "a cow with a long neck," a sea lion is "a dog with flippers," while a rhino "is basically a large horse with a horn."

Knowing your domestic animal medicine helps you understand zoo animal medicine," West said. "The medicine between species is all very similar."

While West has had a soft spot in his heart for elephants since his days with the circus, he says he enjoys working with desert species.

"Arizona is very biodiverse and this zoo reflects that diversity," he said.

Bottom line though, the conservation activities of zoos is the big selling point why West continues in this veterinary profession. Zoos annually spent \$200 million in conservation activities and remain the last refuge for many species.

"There are species of animals that are being saved primarily because of zoos," he said. "For the size of our zoo, we've made significant efforts in conservation." **gd**

STANGE/SWITZER AWARDS ANNOUNCED

The College of Veterinary Medicine has announced recipients of the Stange and Switzer Awards for 2018.

The awards will be presented during Homecoming activities in October.

Recipients of the Stange Award:

- **Dr. T. Robert Bashara** ('63), a long-time advocate for animal welfare with the Doris Day Animal Foundation and a small animal practitioner in Omaha, Nebraska
- **Dr. Daryl Olsen** ('82), swine practitioner in Audubon, Iowa, and past president of the AASV
- **Dr. Martin Smith** ('76) of Minocqua, Wisconsin, and founder of Drs. Foster & Smith catalog veterinary supply business

Recipients of the Switzer Award:

- **Dr. Darrell Neuberger** ('77) of Granger, Iowa, a past president of the IVMA and a technical services swine veterinarian
- **Dr. Bill Reece** ('54) of Ames, Iowa, retired University Professor in the College of Veterinary Medicine and long-time editor of *Dukes' Physiology of Domestic Animals*

Bashara Receives 2018 AVMA Award

The American Veterinary Medical Association (AVMA) has named **Dr. T. Robert Bashara** (DVM '63), founder of Gentle Doctor Animal Hospitals in Nebraska and chief financial officer of the Doris Day Animal Foundation, as the winner of the 2018 AVMA Animal Welfare Award.

The AVMA Animal Welfare Award is one of three AVMA Animal Welfare and Human Animal Bond Excellence Awards sponsored and funded by Merck Animal Health. It is presented to an AVMA member veterinarian in recognition of their achievement in advancing the welfare of animals via leadership, public service, education, research and product development, or advocacy.

Bashara was presented the award at the 2018 AVMA Convention in Denver in July. Bashara has provided veterinary care to generations of families' pets in and around Omaha, Neb., where he founded



Photo: AVMA

Mapleview Animal Clinic, the first location of what would become a three-location, 10-doctor practice.


Though retired from practice, Bashara remains active in promoting the health and welfare of animals across the country through his work with the Doris Day Animal Foundation, where he served as Day's veterinary consultant before becoming CFO of the foundation in 2009.

Bashara has been a long-time advocate of the spaying and neutering of companion animals. Throughout his career, he has worked with clients to educate them on the benefits of spaying and neutering, and under his leadership the Doris Day Animal Foundation's Spay Day USA has grown to become World Spay Day, advancing the spay-neuter message across the globe.

CHANGE COMING TO NEBRASKA DIPLOMAS

Beginning in May 2019, DVM graduates of Iowa State's 2+2 program with the University of Nebraska-Lincoln will notice something different on their diplomas.

In addition to Iowa State university's logo, the logo of the University of Nebraska will be printed on the diplomas of the graduates of the two programs. The degree will still officially be awarded through Iowa State and the signatures on the diploma will be of Iowa State's president and the president of the Board of Regents, State of Iowa.



The College of Veterinary Medicine also plans to reprint the diplomas of the previous graduates of Iowa State and the UNL 2+2 program and will present them to past graduates at an upcoming veterinary event in Nebraska.

In Memoriam

Notices of recent deaths are available online at <https://vetmed.iastate.edu/alumni/memorial>. If you know of a recently deceased CVM alumnus, faculty or staff member please send the notice to dgieseke@iastate.edu.



TWO NEW ALUMNI AWARDS CREATED

The College of Veterinary Medicine has created a pair of new alumni awards that will be awarded for the first time in the fall of 2019.

The Lorraine J. Hoffman Graduate Alumni Award will be given to an individual who received a master's and/or PhD from the college. The award honors individuals who have demonstrated outstanding achievement in leadership in advancing animal or human health and impacting society. The award is named in honor of

Dr. Lorraine Hoffman, a long-time CVM staff member who served as director of the Veterinary Diagnostic Laboratory where she was known for her love of serving practitioners, livestock and animal owners as well as mentoring students at all levels.

The Outstanding Young Alumni Award will recognize CVM who have excelled in the veterinary profession and/or provided service to their community 10 years or less after their DVM graduation.



Alumni Gather in Denver

Alumni from around the country gathered at a reception held during the AVMA annual conference in Denver this past July. Future gatherings in 2019 will be held during the VMX conference in Orlando on Jan. 20 and at the WVC conference in Las Vegas Feb. 18.

Sharon Lives On Foundation Founders Earn Iowa State Alumni Award

Dr. Brian Darrow ('83) and **Dr. Ron Tapper** ('84) will receive the Iowa State University Alumni Merit Award at Homecoming for their work with the Sharon Live on Foundation that was featured in the last *Gentle Doctor* magazine.

The foundation is a rabies vaccination program focusing on dogs, cats and dogs in the Nandi Central District of Kenya. The program was in response to the death of an eight-year-old girl due to a bite from a rabid dog.

Darrow and Tapper founded the Sharon Lives on Foundation. To date, more than 400,000 doses have been donated and have been used to improve the health and lives of Kenyans throughout the country.

The ISU Alumni Association Merit Award recognizes ISU alumni for outstanding humanitarian efforts that transcend purely professional accomplishments and bring honor to the university.

Carmichael Receives Iowa State's Highest Alumni Honor

Dr. Richard Carmichael ('55) of Keota, Iowa, was one of three individuals to receive Iowa State University's highest honor given to alumni through the ISU Alumni Association. Carmichael was awarded the 2018 Distinguished Alumni Award in April during ceremonies held on campus. He is internationally known for his pioneering research, innovation and entrepreneurship in the field of cattle embryo transfer.



ALUMNI E-NEWSLETTER

Can't wait until the next *Gentle Doctor* magazine hits your mailbox for news about the College of Veterinary Medicine? Then check out the college's monthly alumni e-newsletter.

Alumni News features news and updates from the college including alumni events, features on CVM alumni and notices of recent deaths.

If you don't currently receive the CVM Alumni News please send your e-mail address to dgieseke@iastate.edu.

Mark Your Calendars for These Upcoming Alumni Receptions

Sunday, January 20, 2019

VMX Conference
Itta Bena Restaurant
9101 International Drive
Orlando, Florida
7-9 p.m.

Monday, February 18, 2019

WVC Conference
Hussong's Cantina Banquet Room
The Shoppes at Mandalay Place
3930 S Las Vegas Blvd, Suite 102
Las Vegas, Nevada
7:30-9:30 p.m.

Friday, January 25, 2019

Nebraska VMA Conference
Site TBD
Kearney, Nebraska
7-9 p.m.

Friday, August 2, 2019

AVMA Convention
Site TBD
Washington, D.C.
7-9 p.m.



#GentleDoctorsEverywhere '58

Cover Cat

The June 1 issue of JAVMA, the Journal of the American Veterinary Medical Association, had an Iowa State connection. "Barney the Barn Cat" was painted by Dr. Robert Billiar ('58), a retired small animal practitioner in South Sioux City, Nebraska. Billiar says painting is a hobby of his, although while he was a DVM student at Iowa State, he served as a medical illustrator in the anatomy department. Billiar reports that Barney is still living with him, although the painting is owned by a private collector. Copies of the painting are available for \$32, which includes postage, with all profits going to the AVMA Foundation.



#GentleDoctorsEverywhere '43

Wendell Kopp

Meet the College of Veterinary Medicine's Oldest Living Alumni

Dr. Wendell Kopp is the college's oldest living alumni at 102 years young! A 1943 graduate of the college, Kopp attributes his longevity to "good genes." At the age of 15, he already knew how to manage a four-horse hitch and run his family's dairy farm. "Growing up in the horse-and-buggy age in Iowa helped me build a great work ethic," says Kopp. "You either worked or you didn't eat." That work ethic helped him succeed in the U.S. Army where he spent 42 months after graduation, and then 27 years as a general practitioner - three years in Indiana and 24 years in Iowa.



Charles Troup

#GentleDoctorsEverywhere '68

Country Vet

For 50 years, "Doc" Troup ('68) cared for the animals - both large and small - of Center Point, Iowa. Earlier this year, he called it quits, retiring from the Center Point Veterinary Clinic. Recently "Doc" spoke to a standing-room only crowd at the town's historical society about his 50 years of treating all creatures, great and small.



Monique Pairis-Garcia

#GentleDoctorsEverywhere '11

The One and Only

This past year, Dr. Monique Pairis-Garcia did something no one else has ever done in the state of Ohio – she became the first swine veterinarian to be named a Diplomate of the American College of Animal Welfare. Pairis-Garcia is also the first veterinarian at The Ohio State University to earn board certification in this veterinary specialty. "My entire career has been focused on animal welfare and behavior. I think this designation means a lot to the field of animal welfare science and the impact it will have on the farm.



#GentleDoctorsEverywhere

State Fair

Our State Fair

The College of Veterinary Medicine has a significant presence every year at the Iowa State Fair including six alumni who assisted this year with sheep check-ins and checking Certifications of Veterinary Inspections for the FFA and 4-H competitions. Dr. David Schmitt ('73) (pictured) is the state veterinarian for Iowa and he coordinated the activities along with Dr. Jeff Kaisand ('93) of Union, the assistant state veterinarian. The four Iowa district veterinarians are Dr. Robert Welander ('67), Mt. Pleasant; Dr. Greg Schmitt ('79), Le Mars; Dr. Wayne Rychnovsky ('82), Corning; and Dr. Gary Eiben ('80), Colesburg.



#GentleDoctorsEverywhere

Andy Claude

'92

A Big Leap

When he was in private practice in the Des Moines' suburb of Grimes, Dr. Andy Claude says he "wasn't a client-type veterinarian." Instead he longed to do something different and returned to the College of Veterinary Medicine first for an internship, then to complete a three-year residency. That decision foresaw some challenging times for Claude but he says it was the "best decision of his professional life." Today Claude may not work with clients, but he is forever finding challenges in his role as the lead anesthesiologist at Michigan State University's College of Veterinary Medicine.



Michelle Dockter Bessire

#GentleDoctorsEverywhere
'13

Not Horsing Around

Since graduating in 2007 Dr. Michelle Dockter Bessire has made quite a splash in her career. A veterinarian at the Brock Veterinary Clinic in Lamesa, Texas, Bessire recently was certified as a Diplomate by the American Board of Veterinary Practitioners specializing in equine practice. That's on top of her 2015 award as the Equine Practitioner of the Year from the Texas Veterinary Medical Association.



Justin Rosenberg

#GentleDoctorsEverywhere
'13

International Conservationist

When the Turtle Survival Alliance, an international organization, put out the call for help to save 10,000 radiated tortoises (*Astrochelys radiata*) seized by authorities from an abandoned house in Madagascar, Dr. Justin Rosenberg ('13) answered the call. Rosenberg was working at White Oak Conservation in Yulee, Fla., as part of his residency in zoological medicine at the University of Florida, when he joined the rescue effort during the fifth wave of responders.

Photo: White Oak Conservation

#GentleDoctorsEverywhere

CVM Receives \$100,000 from PetSmart Charities

The College of Veterinary Medicine has received a \$100,000 grant from PetSmart Charities, the leading funder of animal welfare in North America, to support the spay/neuter program in the college.

The gift will assist the college in performing approximately subsidized spay/neuter surgeries. The College of Veterinary Medicine teams up with area shelters and rescues to provide wellness and spay/neuter care for shelter and rescue animals in the college's hospital facilities. Participating shelters and rescues bring their new animals to Iowa State where third year veterinary students, under the

supervision of clinicians, provide medical assessments and preventive care, as well as spay/neuter surgeries as part of their Surgical Education Program.

The program provides students the opportunity to learn about canine and feline preventive care for all life cycles including vaccines and parasite treatment, prevention and productions. This has a significant impact on preparing students for their fourth-year clinical rotations and life as a veterinarian.

"The program is a win-win for the shelters and the college," said Dr. Joyce Carnevale, assistant clinical professor of

veterinary clinical sciences. "The spay/neuter and preventive care program allows our small shelters and rescues to have pets receive full veterinary care and return adoption ready. This helps increase their adoption rates and decreases time in the shelter.

More than 25 Iowa shelters and rescues participate in the community outreach program. Upon returning to the shelters, these animals are ready for adoption and last year more than 90% of the animals treated in the Iowa State program were adopted.

Andreasen Named Initial Holder of New One Health Professorship

Photo: Bob Elbert



Dr. Claire Andreasen with Marilyn and Dr. Roger Mahr

Dr. Claire Andreasen, professor of veterinary pathology, has been named the initial holder of the Dr. Roger and Marilyn Mahr Professorship in One Health.

The Mahr Professorship in One Health will further empower Iowa State University with visionary leadership to promote and help facilitate innovative multi-disciplinary collaboration that embraces the university's land grant mission.

One Health is the collaborative effort of multiple health science professions and their related disciplines working locally, nationally and globally to attain optimal health for people, animals, plants and the environment.

Andreasen's continued leadership and commitment has been imperative to the success of the college's One Health initiatives. She teaches and advises students in areas of One Health and helps connect students to One Health scholars.

Roger Mahr, a small animal practitioner throughout his career, has long supported Iowa State's One Health initiative. The College of Veterinary Medicine One Health Lectureship Series was established in 2011 in honor of Mahr as he served as the chief executive officer of the One Health Commission, which was headquartered at Iowa State from 2011 through 2013.

"Marilyn and I are excited and truly honored to have Dr. Andreasen serve as the first holder of our professorship," Mahr said. "Through her dedicated commitment of visionary leadership towards One Health at Iowa State, she is informing all audiences, including students, faculty and researchers, about the importance of transcending institutional and disciplinary boundaries. She is transforming the way human, animal, plant and ecosystem health professionals work together to improve the health of all living things and the environment worldwide."

The Mahr Professorship in One Health will also coordinate Iowa State's One Health courses and training opportunities, promote and illustrate the importance and value of the One Health approach, and pursue innovative and entrepreneurial opportunities for Iowa State to lead, connect and engage in various One Health agendas.

CALIFORNIA SCHOLARSHIP ESTABLISHED BY NEMETH FOUNDATION

Iowa is a long way from home for Jaclyn Cubillas.

But now thanks to a new scholarship in the College of Veterinary Medicine, the southern California native has a new support system in place.

Cubillas, a first-year veterinary medicine student at Iowa State, is the inaugural recipient of the Nemeth Veterinary Medicine Award of California. The scholarship was established by The Alexander & Eva Nemeth Foundation.

"Receiving this scholarship will allow me to focus on my studies instead of having to make time to work," said Cubillas. "Not only will I be able to work on my classes, the scholarship will help relieve financial stress on my parents and family.

"But one of the greatest benefits I have already experienced upon receiving this scholarship is the support system of the Nemeth Foundation. The foundation is composed of individuals who are cheering me on and since some of the board members are veterinarians, I will be able to network with them in the future."

The scholarship is renewable over the four years of veterinary school at Iowa State and is valued at \$14,750 a year.



Photo: Jaclyn Cubillas

The Nemeth Foundation will establish four, four-year scholarships at Iowa State over the next three years.

Scholarships recipients will be residents of California and will have demonstrated passion for the care of animals, while seeking to establish themselves as a premiere provider of veterinarian services in the community where they will reside after graduation.

"While I moved to Iowa and Iowa State to expose myself to a new environment, I would like to go back to the western part of the country, specifically, California, after graduation," Cubillas said. "I want to learn as much as I can while I am here and I'm excited about the opportunities I will be exposed to."

The Alexander & Eva Nemeth Foundation strives to impact the quality of life for men, women, children and animals by investing in medical research, enhancing health care, improving local communities and assisting in the advancement of human-animal relationships.



COLLEGE TOPS YEARLY FUNDRAISING GOAL

The College of Veterinary Medicine exceeded its fundraising goal in FY18.

A total of \$12.9 million in current and deferred gifts were recorded last year, well above the \$10 million annual goal. In addition, at the end of last fiscal year, the College raised \$60.4 million in the *Forever True for Iowa State* fundraising campaign, towards a \$70 million overall goal.

Gifts from alumni, grateful clients and friends were received for all areas in the college, but particular attention was given last year to scholarship support. Because of current and past contributions, the College was able to award more than \$900,000 in scholarships to veterinary students for the 2018-19 academic year.

GIVING



Photo: Heather Brewer

Equipment On-line

A donation from the Fullgraf Foundation has funded the purchase of a new fluoroscopic unit for the Lloyd Veterinary Medical Center's equine surgery team. This equipment allows for real time intraoperative evaluation of both fracture repairs as well as vascular surgery. The new equipment has already been put to use during two arterial embolization surgeries for horses with guttural pouch mycosis (fungal infection). This is a potentially life-threatening condition as the fungus can disrupt the carotid artery and lead to massive hemorrhage. The surgery focuses on occluding the artery to prevent this blood loss. Both horses are doing well following surgery.

IOWA STATE UNIVERSITY
College of Veterinary Medicine

Ames, Iowa 50011
Return Service Requested



Homecoming Weekend
Oct. 26-28, 2018

Photo: Christopher Gannon

Congratulations

Stange Award Recipients

Dr. T. Robert Bashara ('63)
Dr. Daryl Olsen ('82)
Dr. Martin Smith ('76)

Switzer Award Recipients

Dr. Darrell Neuberger ('77)
Dr. Bill Reece ('54)