



gentle
Doctor

Winter 2009 • Volume 23, No. 1

An Era Ends

CONTENTS

FEATURES

- 6** | An Era Ends
- 12** | Dedication of
Lloyd Veterinary
Medical Center
- 16** | 2008 Stange Awards

IN EVERY ISSUE

- 3** | Message from the Dean
- 20** | News
- 23** | In Memoriam



LLOYD VETERINARY MEDICAL CENTER

Third-year veterinary students Patrick Hoffmann and Mary Krakowski leave the veterinary campus after finishing their last exam for the fall semester.

Photo/Tracy Ann Raef

Message FROM THE DEAN

Photo/Bob Elbert



Providing Leadership in Preserving the Public Trust

Dear Alumni and Friends,

Veterinary medicine has entered into a time of transition that will severely challenge our ability to maintain recognition as being one of the most trusted of all professions. Years of dedicated service to the health and well-being of animals, humans and the environment have established this position and earned what some call a "social license" and a privileged position to influence decision making at local, regional, national and international levels.

California's recently passed Proposition 2 will cause major changes in animal agriculture in California by 2015. The legislation will ban the model for caged layers, sow gestation crates and veal calf crates. The veterinary profession had strong advocacy on both sides of the proposition. After the passage of the proposition, the AVMA stated that veterinarians need to be included in the development of the new standards. I agree with the AVMA and contend the profession needs to be proactive instead of reactionary in issues such as this. Some have stated that this legislation will drive the egg industry out of California and could be one more step in forcing animal agriculture out of this country, and that could create national food insecurity.


The most recent Pew Commission report, "Putting Meat on the Table: Industrial Farm Animal Production in American," led by the John Hopkins Bloomberg School of Public Health, states that new practices increase production, but result in unexpected consequences that raise questions about their long-term sustainability. Major concerns were cited related to animal agriculture's negative impact on public health, environment, animal welfare and rural communities. Our profession remains a very vital part of today's animal agriculture and has strong advocacy on both sides of the issue.

In a *Newsweek* article, "Saving My Cat; Why No Price Was Too High," the author reported spending \$11,000 to provide veterinary care for his cat, and cited prices for chemotherapy, pacemakers and other pet health services. This type of attention is why leaders in the profession are rightly concerned about keeping veterinary medicine affordable for the public and not just for the privileged.

While traveling through Wisconsin last year, I visited a number of veterinary clinics. Proposed legislation that would have required veterinarians to present all options for the management of an animal's health condition was a frequent topic of discussion. This did not pass, but brought to light a lack of public trust for the companion animal practitioner.

The Food and Drug Administration issued an order on July 3, 2008, that would have prohibited extra-label use of cephalosporin antimicrobial drugs in food-producing animals. The ban was intended to preserve antimicrobial effectiveness for treatment of disease in humans. The AVMA spoke out against the final rule by stating that the FDA should delay the ban to allow assessing the risks and benefits as well as the consequences of halting such use. The FDA decided in late November against implementing the ban on use in food animals. Once again there are notable differences of opinion on issues such as this within the profession. This example shows that when veterinary medicine positions itself with a science-based response, it is listened to.

There are many other issues that can potentially place our profession's position of trust in question. Academic veterinary medicine has a responsibility to society and the profession to provide graduates and leadership that proactively address these and other issues with a process that continually establishes and revalidates best practices that utilize the best science and best clinical evidence while always considering society's expectations.

Our college's strategic plan places an emphasis on evidence-based/outcomes-based medicine. Through transparency in the multidisciplinary assessment and continuous improvement of our teaching, research and service, we will position ourselves as a leader in preserving the public trust in veterinary medicine. Your engagement in this process will be critical in making our efforts effective and meaningful. Our public trust must be preserved. 

Best Regards,

John U. Thomson
Dr. John U. Thomson, Dean
College of Veterinary Medicine



Photo/Tracy Ann Raef

ON THE COVER

Behind the scenes of the cover shoot with Dr. Nani Ghoshal in forefront and in the background Wolfgang Weber (left) and Jim Fosse reset the lights and equipment. Special thanks to Jim and Wolfgang for the help and assistance!

Cover photo/Tracy Ann Raef

Office of the Dean	(515) 294-1250
Office of Development	(515) 294-8562
Veterinary Medical Center	
Small Animal Clinic.....	(515) 294-4900
Large Animal Clinic.....	(515) 294-1500
Veterinary Diagnostic Laboratory	(515) 294-1950
General College Information.....	(515) 294-1242

gentle
Doctor
Winter 2009 Volume 23, No. 1

The Gentle Doctor is published three times a year by the College of Veterinary Medicine for alumni and friends of the college.

Editor Tracy Ann Raef
Design Melissa Retman, Ann Staniger

We welcome your suggestions, comments, and contributions to content.

Correspondence should be sent to:
Editor, The Gentle Doctor
College of Veterinary Medicine
Iowa State University
2526 Veterinary Administration
Ames, IA 50011-1250

Telephone: (515) 294-4602
E-mail: traef@iastate.edu
Web site: www.vetmed.iastate.edu

Iowa State University does not discriminate on the basis of race, color, age, religion, national origin, sexual orientation, gender identity, sex, marital status, disability, or status as a U.S. veteran. Inquiries can be directed to the Director of Equal Opportunity and Diversity, 3210 Beardshear Hall, (515) 294-7612.



Dr. Shaun Sweiger lectures during a necropsy team training event for students. *Photo/Dr. Sweiger*

Q & A

with
Dr. Shaun Sweiger, *beef production lecturer in the Department of Veterinary Diagnostic and Production Animal Medicine at Iowa State University, president of CATTLE STATS, LLC., and owner of Sweiger Enterprises in Oklahoma City, Okla.*

Q. What is your teaching philosophy?

A. Hands-on. I like to get students on the farm, get them exposed to situations where their powers of observation will be tested. I want to get them in an environment that isn't so controlled.

For example, we were at a feedlot this fall. There was a feed truck delivering feed to the bunk, a cowboy going by on a four-wheeler, and the owner was riding his motorcycle. It was chaotic, but that's real life in the field. That's what the students will face when they go into practice. I want to expose them to environments that will challenge them, force them to shift on the fly, and adjust to the environment. Students don't get those experiences sitting in a classroom.

Q. What are some of the challenges in educating students for food animal practice?

A. The challenge is not having more repetition in clinical settings. Students often have a solid understanding of the book knowledge but don't necessarily have the experience in applying that knowledge. They don't get a chance to do a lot of hands-on. Students who take advantage of preceptorships and internships in a practice are better prepared once they graduate.

Q. With a busy practice in Oklahoma, what attracted you to this position at the college?

A. I was attracted to this part-time lecturer position for a couple of reasons. First is because of Dr. John Thomson. I served with him on AVMA committees. I wouldn't work for anyone else. The second reason is the relationship the college has with the Great Plains Veterinary Educational Center (GPVEC) in Clay Center, Nebraska. The GPVEC (both facilities and faculty) offers a tremendous opportunity for us to better educate and train food animal students.

“ I want to expose them (students) to environments that will challenge them, force them to *shift on the fly*, and adjust to the environment. ”

Q. As a current bovine practice owner and operator, what do you bring to the college?

A. The main emphasis of my position is to bridge the gap between the lecture hall and practice. By taking students to client operations, we better prepare them for practice once they graduate. Basically, we bring a real-world approach to their education.

Q. Describe the qualities that are important for food animal students to possess?

A. They need to be able to listen and show compassion. Most clients are farmers, ranchers and producers, country folk who aren't going to share a lot with you until they know you care. My daily practice routine involves listening to producers. This interview with you is more talking than I normally do. When I have students with me they often wonder why I don't just tell my clients this and that, but most times my clients want to talk. I learn more by listening than I do when I'm talking. That type of behavior is hard to teach, but I can model it.

Q. What's your advice to students interested in bovine production medicine?

A. For students who are considering practicing in the feedlots, they need to spend time in the feed yard washing tanks, working with the crew, pulling cattle. The best experiences they can have are the experiences of those who they will eventually train. It'll give them a good idea of what they do. Students interested in cow/calf practice should spend time with the farmer or rancher doing their job. They should spend a few days being a sponge. I want them immersed in the everyday operations – processing, moving, and treating cattle.

Q. How should a recent graduate approach his/her clients?

A. The new graduate needs to start at a base level, building confidence with the clients. It's all about people skills and how well the veterinarian connects with others. A new graduate may not know all the answers, and needs to be up-front with clients. New graduates, just like a veterinarian entering a new practice, need to establish and build relationships with clients.

We hired Dr. Travis Hargens ('08) shortly after he graduated. It took him a couple months to establish these relationships; for some it may take six months. Now, clients are calling him directly.

Q. What is the future for food animal?

A. We're going to continue to have challenges in production animal agriculture. We'll continue to see animal agriculture consolidate and trend toward specialization to serve these larger operations. But there will always be a need for good practitioners to serve our rural communities as the frontline defense for animal diseases. Our profession is highly respected and valued – I want to keep that.



Dr. Shaun Sweiger shows Melissa Perrin ('08) how to load ear tags in the applicator at a western Iowa feedlot, and discusses the differences among ear tag applicators. *Photo/Dr. Sweiger*

Dr. Sweiger received his DVM (1994) and MS (1998) from the University of Missouri. Since 1999, he has owned and operated Sweiger Enterprises in Oklahoma where he provides feedlot, stocker and cow/calf consulting in Oklahoma, Missouri, Texas, Kansas, and Nebraska. Prior to that, Dr. Sweiger was an associate veterinarian at Veterinary Research and Consulting Services in Greeley, Colo. From 1995 to 1997, he worked in a mixed animal practice near Oklahoma City.

At Iowa State, he teaches the basic livestock nutrition class and co-teaches advanced beef production and applied beef production and preceptorship in Oklahoma. He also is a guest lecturer in the informatics and production medicine classes. In the next year or two, he and Dr. Terry Engelken, assistant professor of food supply veterinary medicine at the college, will develop additional feedlot and cow/calf courses to meet the increased demand from students.

Q. What motivates you?

A. I like to be very involved in developing people, whether that's developing students who have a future in veterinary medicine or men in a ministry. I'm entrepreneurial in spirit, but my passion is developing and serving others.

Q. Tell us about your family.

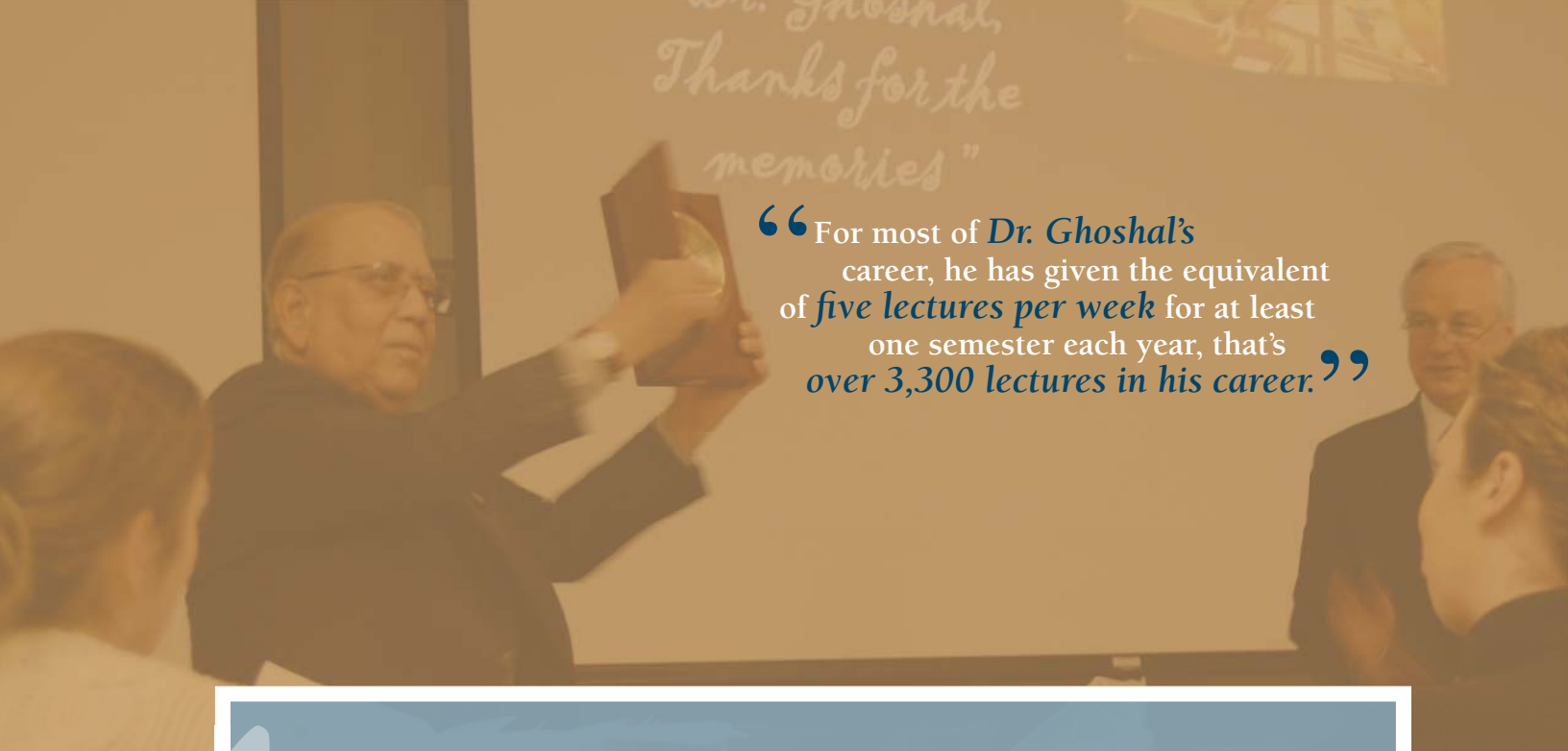
A. My wife, Mollyann, is a small animal internal medicine specialist. She owns and operates a referral practice in Oklahoma City. We have two children, Betsy (7) and Billy (3). We also have two dogs, two cats, two horses, a household equally divided between male and female. That all applies until we get to the cow herd because it would not be smart to have equal number of bulls for cows. ■



An Era Ends



Dr. Nani Ghoshal with his wife, Chhanda, and his daughter, Nupur. *Photos/Kim Adams*



“For most of *Dr. Ghoshal's* career, he has given the equivalent of *five lectures per week* for at least one semester each year, that's over *3,300 lectures in his career.*”

A As the year 2008 drew to a close, so did an era of teaching. Dr. Nani Ghoshal, professor of veterinary anatomy at Iowa State University's College of Veterinary Medicine, retired. Hundreds of colleagues, students, friends and family came to honor him in November, straining the capacity of two lecture rooms and hallways. Counting his years as a graduate student, Dr. Ghoshal has been teaching at Iowa State for 45 years.

Having devoted much of his academic life to teaching thousands of veterinary students and hundreds of graduate students, Dr. Ghoshal has been the pillar of the gross anatomy program. “Ask Dr. Ghoshal,” is the typical response heard in the corridors by faculty and students, said Dr. Don Draper, Trask Professor in Entrepreneurial Studies, and University Professor at the college. “For most of Dr. Ghoshal's career, he has given the equivalent of five lectures per week for at least one semester each year, that's over 3,300 lectures in his career,” Dr. Draper said, as he spoke to the gathered crowd. “That record is not likely to be broken soon.”

Dr. Ghoshal came to Iowa State University in 1963 as a graduate student. He began his veterinary education at the Bengal Veterinary College in Calcutta, India, in 1955. After post-graduate training at the Indian Council of Agricultural Research in New Delhi, India, he attended the Royal (Dick) School of Veterinary Studies at the University of Edinburgh in Scotland, and received his DTVM degree in 1961. A year later, he received his Dr. med. vet. degree from Tierarztliche Hochschule in Hannover, Germany. In 1966, Dr. Ghoshal received a PhD degree from Iowa State.

Dr. Ghoshal is known worldwide for his book authorship and for his research of mammalian circulatory systems and their role in the thermal regulation of the brain. During his career, he has authored 71 refereed publications and 19 non-refereed articles, including a number of book chapters, and was co-editor of *Sisson and Grossman's Anatomy of Domestic Animals*. He was the senior author of *The Venous Drainage of the Domestic Animals* and a major contributor to *Nomina Anatomica Veterinaria*, the definitive anatomical nomenclature for domestic animals. It's not surprising that he has frequently been called a “walking encyclopedia.”

A passionate teacher, Dr. Ghoshal has been honored by the college on many occasions, receiving the Norden Distinguished Teacher Award and the Dr. William O. Reece Award for Outstanding Academic Advising. In 2006 he was honored by the 2006 VEISHEA Committee as ISU Faculty of the Year in the College of Veterinary Medicine.

Generations of veterinarians will undoubtedly be grateful for his dedication and passion. The college wishes Dr. Ghoshal much happiness and joy in his retirement! 📧



The Road Less Traveled

Student combines love of distance running and veterinary medicine

The lifestyle of an Olympic-class long-distance runner and that of a veterinary student can be in conflict. Running an average of 95 miles per week, first-year veterinary student Lisa Koll needs the additional rest to be able to train at the elite level, but sometimes she's up late studying. Instead of focusing on the conflicting lifestyles, Lisa's competitive drive and optimism keeps her focused on the similarities.

"Distance running is about dedication and discipline, making sure that you don't miss a day," she said. "Academics is about

dedication and discipline, keeping up with your studies and not having to cram." As the 2008 NCAA 10,000-meter champion, Lisa is learning to juggle a tough training regimen with the rigors of the first-year veterinary curriculum.

Lisa joined the Class of 2012 after a stunning season as an All-American distance runner for Iowa State University. In April she set a new American collegiate record in the 10,000-meter, finishing in 32:11. Three weeks later at the Drake Relays she won the NCAA 10,000-meter by a minute.



“My parents raised me to believe that I can do anything I want to do.”

veled

Lisa's collegiate record earned her the right to compete in the U.S. Olympic Trials for the Summer Olympic Games in Beijing, where she finished 8th. It was only Lisa's fifth 10,000-meter race.

“Running at the U.S. Olympic Trials was an incredible experience and very inspirational,” Lisa said. “I was going to have to have the race of my life to get one of the top three spots and make the Olympic team. But I raced for third place anyway, instead of settling for something less. Even

though I finished eighth, I'm happy with the way I raced because I gave myself a shot at the top three.”

Lisa's interest in running didn't really begin until she was in high school in Fort Dodge, Iowa. But she's always wanted to be a veterinarian. “I was always bringing home the stray animal and wanting to keep it,” Lisa said. After graduating from high school, Lisa was admitted to Iowa State University as a sophomore, with 33 credits that she earned from Iowa Central Community College. She majored in biology and graduated from Iowa State in 2008.

“Veterinary school has been an adjustment,” Lisa said. “I expected it to be time-consuming, but I'm still getting used to the class time and work.” This fall Lisa attends practices twice a week, instead of five times. Next semester she plans to compete again. “I know it will be hard, but I'll find a way to make it work.”

“My parents have had the most influence in my life,” Lisa said. “They raised me to believe that I can do anything I want to do. I'm excited about the next four years.”

Cheering her on is Dr. Mark Ackermann, professor of veterinary pathology at Iowa State, and previous marathon runner who mentored Lisa as she worked on a research project this summer in his laboratory. Her project focused on isolating and sequencing a gene in sheep involved in respiratory development. “Lisa is a top-tier student,” Dr. Ackermann said. “She is smart, organized, and plans ahead both in and out of the classroom. If you mix those talents with her work ethic, you end up with the dynamo that she is. Even more, she is humble and has a great sense of humor. She will be an excellent veterinarian. I am looking forward to watch her running career unfold. Lisa was only 20 years old at the Trials this year; in 2012, she'll be only 24! Deena Kastor, an Olympic Marathon qualifier in Beijing was 37; so Lisa has a bright future.”


Lisa Koll is interested in small animal medicine and wants to work in a small animal hospital this summer to gain more clinical experience. She plans to continue her collegiate running wherever it takes her. 

Photo: Lisa Koll, (VM1), leads the pack during the 10,000-meter race at the Drake Relays in April 2008. Lisa won, becoming the NCAA 10,000-meter champion. Photo/ISU Athletics



Although Tyson Dinslage (VM4) spent two summers working at a small animal hospital when he was an undergraduate student, his focus in veterinary school has been production animal medicine. To prepare for the national board examination, Tyson took an elective rotation in small animal medicine. “I wanted the hands-on experience to help reinforce what I learned in lectures, but the rotation provided experiences that will make me a better practitioner.”

During the rotation, Tyson saw many patients, but one experience was particularly memorable. Tonka, a 12-year-old cat, was in renal failure. Tyson answered the family’s questions and explained the care that Tonka received at the Lloyd Veterinary Medical Center.

Good
Intentions
Lead to
Unexpected
Rewards

“It made me feel like I was actually doing something.”

Tyson says that his experience with Tonka and his owners is a different type of relationship than a food animal veterinarian has with clients. “When I rode on farm calls with veterinarians, we went to the farm, addressed and discussed the problem with the producer, and headed back to the truck to go to the next farm. Most producers have a good knowledge base about animal husbandry and production and much of the discussion centers on economics. In small animal medicine, the pet is viewed as a family member. I was talking to the clients more frequently, either by telephone or in person. Often I would explain the diagnosis and care that the pet would receive, and educate the client on how to care for the sick pet at home.”

Because of that bond between owner and pet, Tyson made sure he was around to sit with the owners when they visited Tonka during his hospital stay. The special bond between the family and Tonka was never more apparent than during those visits. “The whole family was involved in the care of Tonka.”

When Tyson completed the rotation, he continued to visit with the owners when they came to see Tonka. “The owners really appreciated the time I spent with them and Tonka. It made me feel like I was actually doing something. I’ll always remember Tonka because of the things I learned from him.”

Dr. Krysta Deitz, assistant professor of veterinary clinical sciences in the Lloyd Veterinary Medical Center, welcomes food animal-focused students who want some additional experience and training in small animal medicine. “The pathophysiology and critical thinking skills that the students learn apply across all species,” Dr. Deitz said. “Also, food animal and mixed animal veterinarians will often have clients who have dogs and cats that need veterinary care.”

“None of us know where life will take us.”

Tyson’s advice to other students interested in food animal medicine? Take the small animal medicine rotation. “None of us know where life will take us. If you get hurt and have to take a different path in veterinary medicine, you’ll still have all that education. You’re not closing any doors by not taking it, but you’ll open a lot more by taking it.”


Tyson Dinslage took the national board examination in December 2008. He will graduate in May 2009. A native of Elgin, Nebraska, Tyson wants to practice swine and beef medicine in the Midwest. 

Photo: Tyson Dinslage (VM4) with Barney, a VMC patient.

Dedication

Caps Two-year Construction Project



“ This is a
spectacular
commitment
by the university
and the people of Iowa. ”

More than 400 people attended the event that officially dedicated the new Dr. W. Eugene and Linda Lloyd Veterinary Medical Center. It was a day reminiscent of the groundbreaking ceremony on October 21, 2006: damp, foggy and enthusiastic. Jake, a Percheron owned by faculty member Dr. James West, broke the ground in 2006 and brought dignitaries Dr. Gene and Linda Lloyd and President and Mrs. Greg Geoffroy to the dedication site in 2008 with Dean John Thomson riding “shotgun.”

Dan Saftig, president of the ISU Foundation, Dean Thomson, President Geoffroy, the Lloyds and Dan Taylor (VM3), president of the ISU student chapter of the AVMA addressed the crowd. President Geoffroy stated, “. . . this is a spectacular commitment by the university and the people of Iowa to the future of veterinary medicine and the animal agriculture industry.”

Commenting from a student perspective, Dan Taylor (VM3) said, “The new Lloyd Veterinary Medical Center will stand to serve the profession for generations to come. We as students are grateful for such a place where we can develop as veterinarians and people.”

Dean Thomson summed up the importance of the 108,000-foot building, “It has been said that we build buildings and buildings build us. This building will shape the program and reshape our college to better develop professionals to address animal and health needs of Iowa, the nation and the world.”



“The new medical center
will stand
to serve the profession
for years.”



“This building will
shape the program and
reshape
our college.”



Veterinary Medicine Honors *Distinguished Alumni*

Three veterinarians were recently recognized
with Iowa State University's *premier honor*
awarded to outstanding veterinary alumni.

The Stange Award for Meritorious Service in
Veterinary Medicine *recognizes*

distinguished alumni for
outstanding professional achievements.

The award is the *highest honor*
given to alumni of Iowa State University's

College of Veterinary Medicine. It was

presented during special ceremonies held

by the university and the college on Oct. 24.



From left: Dr. John U. Thomson, dean, with the 2008 Stange Award recipients Drs. Gary Knutsen, Maarten Drost, and Scott Armbrust.
Photo/Gary Clarke



Celebratory Breakfast
Photos/Gary Clarke



Dr. Scott Armbrust

(ISU '75), Green Bay, Wis., is a leader in the field of bovine embryo transfer, and has been instrumental in opening new foreign markets for frozen embryos. As president and owner of Paradocs Embryo Transfer, Inc., he specializes in bovine embryo transfer, marketing and exporting.

Dr. Armbrust began his veterinary career in Wisconsin as a dairy practitioner. After concentrating his efforts for seven years in dairy production and reproduction, he left practice in 1982 to specialize in embryo transfer, establishing Paradocs. He proceeded to promote the use of U.S. bovine genetics and develop international markets, focusing on the Holstein breed of cattle. His efforts, along with training numerous veterinarians from around the world in bovine embryo transfer techniques, have earned him international respect.

Dr. Armbrust continually provides extraordinary service to his profession. In 1998, he was president of the American Embryo Transfer Association, and he was a board director from 1995 to 1999. He is also a past chair of the association's Export Cooperator Committee, where he leads ongoing efforts to expand foreign embryo markets. He has been a tireless promoter of professionalism in the embryo transfer industry.

He has served as a mentor and adviser to numerous dairy families throughout Wisconsin and the upper Midwest. Dr. Armbrust has also been active in the community through his activities with 4-H and FFA organizations.

Dr. Maarten Drost

(ISU '62), Gainesville, Fla., is an internationally recognized leader in the field of theriogenology. A professor emeritus at the University of Florida College of Veterinary Medicine, Dr. Drost is an expert in ruminant reproduction, including embryo transfer technology. He was a pioneer in the area of fetal surgery, and demonstrated the role of the fetus in the initiation of parturition in sheep by performing bilateral fetal adrenalectomies in 1968. He was also the first in the world to produce a water buffalo calf by embryo transfer (in the United States) in 1983, and the first five water buffalo calves in Europe (Bulgaria) in 1985.

In 2000, Dr. Drost established the Drost Project, a Web atlas of his teaching images and those of others in the field. This guide to veterinary reproduction is a free global educational resource for students and specialists. His unique Web atlas (drostproject.vetmed.ufl.edu) averages 7,500 hits per day.


Prior to joining the faculty at the University of Florida in 1977 (as a founding faculty member), he was on the faculty at the University of California, Davis for 11 years, and spent one year each at Cornell University and the State University at Utrecht in The Netherlands. He has been a guest lecturer and speaker at veterinary conferences and symposia worldwide. He has authored numerous book chapters and books, and published more than 100 refereed papers. He is also known for his annual Bovine Embryo Transfer Workshops for Veterinarians, and numerous hands-on workshops in bovine obstetrics. His research focused on the role of the fetus in the initiation of parturition, the development of nonsurgical embryo transfer in cattle and water buffaloes, and the management of fertility in lactating dairy cows during summer heat stress in Florida.

In 2007, Dr. Drost was presented with the Distinguished Service Award at the University of Florida. At the University of Florida College of Veterinary Medicine, he received the Teacher of the Year Award in 1979, 1985, 1989, 1995, and 2003. He was the 2004 recipient of the prestigious David E. Bartlett Lecture Award by the Society of Theriogenology. He served as associate editor of *Theriogenology*, from 1977 to 1998. Dr. Drost is a diplomate of the American College of Theriogenologists.

Dr. Gary Knutsen

(ISU '75), Naples, Fla., is an accomplished researcher, pathologist and entrepreneur. He is the president and managing member of Systems Pathology Company, LLC, a computerized imaging company. He is also chairman and CEO of Toxicologic Pathology Associates, Inc., a company that serves the research pathology needs of the FDA's National Center for Toxicologic Research.

His most noteworthy accomplishment was the founding of Pathology Associates International (PAI) in 1981. Under his direction, PAI became the largest, independent toxicologic pathology provider in the world. PAI emphasized the assessment state-of-the-art molecular, immuno and "omics-related" technologies and the integration of this science to augment traditional toxicologic pathology methods. The company was listed on *INC* magazine's 500 list and the Fast 50 for its growth and service. PAI is now a division of Charles River Laboratories.

After obtaining his master's degree in veterinary physiology (ISU '76), Dr. Knutsen was a researcher in pulmonary physiology at the U.S. Army Medical Research Institute of Infectious Disease (USAMRIID) in Ft. Detrick, Md. He later transferred into a veterinary pathology residency at USAMRIID. Prior to founding PAI, he was head of the Experimental Pathology/Histotechnology Laboratory at the Frederick Cancer Research Facility, National Cancer Institute in Maryland. 



Photo/Tracy Ann Raef

The State of Your Estate for Iowa State

This article is the first in a series dedicated to describing the multiple ways alumni and friends support the institution.

As a graduate of Iowa State University (Communication Studies, '03), it is a great privilege to serve the College of Veterinary Medicine.

One of the great joys of this career is sharing our Iowa State stories and describing the dreams of the college and of my alma mater with you. Equally impressive is hearing these same dreams being echoed by the benefactors of the college. I recently met with a donor and ISU alum from Houston, Texas, who shares this same sentiment, reverence for the past that is met equally with passion for the future.

I'm often asked, "What's the best way to give back?" If you're asking yourself this question, you've already taken an important first step. One of the most popular ways to give is through an estate. Estate gifts come to us in many forms – wills, charitable trusts, and family foundations, to name a few. They often represent the means to make the ultimate gift, a gift that leaves a legacy.

We recognize that your estate is evolving. You may be at the beginning of your professional career, in the middle of accumulating assets, or maybe you've spent 40 or more years building your family's wealth. But have you given adequate time ensuring this will transfer to the people and the institutions you care about most? Have you learned how you can maximize giving through estate plans? Moreover, have you communicated your plan for the institution, confident that your future gift will in fact impact the people and programs that most closely align with the intent of your future gift?

Estate plans are for everyone regardless of age or value of assets. They are crucial to determine where assets such as your home, a veterinary practice or partnership, individual retirement accounts, a vacation property, life insurance benefits, farmland, and other assets are directed upon death. Estate

gifts can list specific assets or be more general to include a dollar value or percentage of an estate.

We work closely with donors to ensure estate gifts closely align with the type of impact they are seeking. We also encourage estate language that describes the intention of giving – to create student scholarships, to produce a named faculty position, to support facility upgrades or improve or create unique programs. These intentions not only should be included within your estate documents but can also be documented through our office to ensure accuracy and that they meet the minimum requirements to create such funds.

In addition to meeting with your attorney, financial adviser and/or accountant to prepare your will, I recommend a brochure titled, "Planning for the Future: A Guide to Wills and Trusts." This brochure is available through our office and through the Iowa State University Foundation. You can also visit the ISU Foundation's gift planning Web site at www.isugift.org.

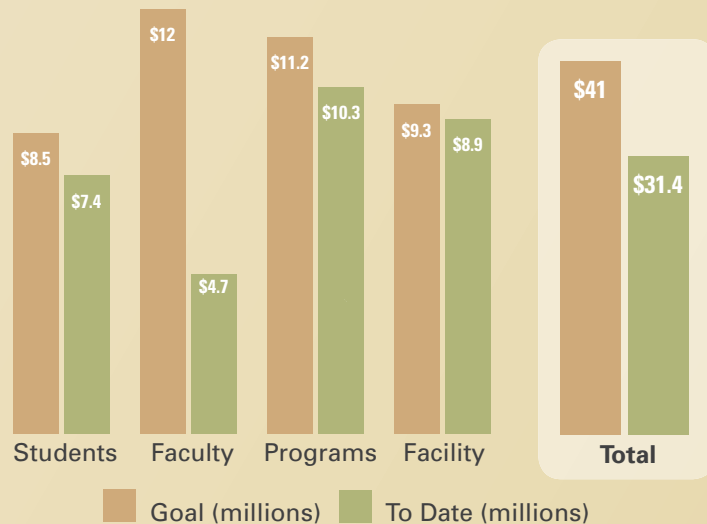
I encourage you to be proactive in planning your estate. I also ask that you please consider including Iowa State and the College of Veterinary Medicine in your estate plans.

I hope I have the privilege of helping align your charitable passions and interests with the mission, values and priorities of Iowa State and the College of Veterinary Medicine. ■

Best wishes in 2009,

Shane Jacobson, Director of Development
College of Veterinary Medicine
(515) 294-4675 | shanej@iastate.edu

Campaign Iowa State: With Pride and Purpose College of Veterinary Medicine Campaign Priorities



NOMINATION FORM

The College of Veterinary Medicine at Iowa State University recognizes those who have made a significant contribution to the profession and the college through the Stange Award and the William P. Switzer Award. To nominate candidates for these awards, please see the criteria on the left, and then provide the following information.

Award Sought: The Stange Award
 The William P. Switzer Award

(PLEASE PRINT)

Nominee's Name: _____

Home Address: _____

Home Phone: _____

Degree(s) Earned from ISU

DVM Degree Received (Stange Award): _____

Other Degrees and Years: _____

Non-ISU Degree(s) Earned

Institution: _____ Institution: _____

Degree: _____ Degree: _____

Year: _____ Year: _____

Position Title: _____

Business/Work Address: _____

Daytime Phone Number: _____

Membership and activities in professional, scientific and other organizations: _____

Publications, if applicable: (List separately if list is lengthy) _____

Honors, Awards and Recognitions: _____

Your Name: _____

Address: _____

City: _____ State: _____

Zip Code: _____

Daytime Phone Number: _____

E-mail Address: _____

Signature: _____

Date: _____

Please attach the following to this form:

1. Your summary or letter of nomination explaining why this person should be chosen for this award and the significant contributions that meet the award criteria.
2. Up to three letters of endorsement and/or additional supporting evidence.

Deadline: Return this form and supporting material by February 15 to: Awards Committee, ISU College of Veterinary Medicine, 2508 Veterinary Administration, Ames, Iowa 50011-1250.

Call for Nominations

The Stange Award

The Stange Award for Meritorious Service in Veterinary Medicine is the premier recognition given to the College of Veterinary Medicine alumni for outstanding professional achievements in education, government, industry, practice or other professional endeavors in veterinary medicine.

Charles H. Stange, DVM, was dean of the veterinary college from 1909 to 1936. Just as he made significant contributions to multiple facets of the profession, the award named in his memory recognizes individuals for outstanding professional achievements that advance the veterinary medical profession.

The William P. Switzer Award

The William P. Switzer Award was created in 1998 to recognize individuals who have made outstanding contributions to society and to the College of Veterinary Medicine. Nominees may be veterinarians or non-veterinarians, alumni or non-alumni. In addition to professional achievements, these individuals will also have had an association with the college that has made a positive impact for teaching, research or service.

The Switzer Award was named in honor of an Iowa State researcher who made major contributions to our understanding of swine respiratory diseases. Dr. William P. Switzer served as a faculty member and administrator in the College of Veterinary Medicine from 1948 until he retired as Distinguished Professor Emeritus in 1990.

Selection Process

An Alumni and Faculty Awards Committee manages the nomination process for both the Stange and Switzer Awards. Nominations are due by February 15 so that recipients can be selected by spring for recognition at Homecoming events in October. For more information about the process, contact Dr. James West at jkwest@iastate.edu

College NEWS



Dr. Leo Timms, Honorary AABP Member.

FACULTY AND STUDENTS HONORED AT AABP ANNUAL MEETING

Leo Timms, PhD, associate professor of veterinary diagnostic and production animal medicine and ISU extension dairy specialist, was inducted as an Honorary Member of the American Association of Bovine Practitioners. Dr. Timms is the fourth non-veterinarian to be selected for this special recognition. Honorary members are persons who have made noteworthy and outstanding contributions to bovine practice. Unanimous approval of the AABP Board of Directors is required for

this category that includes veterinarians and non-veterinarians. The special recognition was given to Dr. Timms by Dr. Pat Gorden, senior clinician at the college and section leader for dairy production medicine, during the annual meeting of the AABP.

Dr. Timms joined the faculty at Iowa State in 1984 in the animal science department. In 1985, Dr. Timms taught the first production medicine class offered by the College of Veterinary Medicine. He has mentored and taught approximately 400 veterinary students. Dr. Timms has dual appointments in the College of Agriculture and Life Sciences and the College of Veterinary Medicine at Iowa State.

Dr. Timms is a 1979 graduate of Cornell University. He received his master's and PhD from the University of Wisconsin.

Student Award Winners

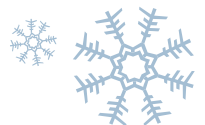
Jeff Faimon (VM2)* and Jennafer Glaesemann* (VM2) won first place in the clinical category of the student case presentations held during the AABP meeting. Their winning presentation was "Investigation of Reproductive Failure in Replacement Holstein Heifers."

Jessica Evoniuk (VM3), Maggie Hoenig (VM3) and Pamela Knake (VM3) each received Amstutz scholarships of \$2,000 each.

*ISU veterinary students enrolled in the Professional program in Veterinary Medicine at the University of Nebraska-Lincoln.

DVM/MPH STUDENT WINS PUBLIC HEALTH AWARD

Catherine Schmidt (VM4) won first prize for the 2008 Hill's Pet Nutrition Innovations in Public Health Award. Her project, titled "Seniors for Seniors, Hit the Streets," was based on the concept of getting older people to adopt older pets to encourage exercise and interaction among the new owners. The award is designed to stimulate interest in veterinary public health, encourage creative thinking, and develop writing skills among veterinary students. Catherine is enrolled in the DVM/MPH combined degree program from Iowa State University and the University of Iowa.





Left to right: Ann Young (VM3), Katherine Polak (VM3), Monique Pairis (VM2), Elizabeth Wormley (VM2). Not pictured: Team Coach Dr. Suzanne Millman and team member Jennafer Glaesemann (VM2). Photo/Tracy Ann Raef

COLLEGE ANIMAL WELFARE TEAM FINISHES SECOND IN NATIONAL COMPETITION

The eighth annual Animal Welfare Judging and Assessment Competition held November 1-2 at Michigan State University showcased aspiring animal welfare experts. Competing for the first time, veterinary students at Iowa State University College of Veterinary Medicine placed second in the veterinary college division. Jennafer Glaesemann (VM2) took first place in the individual competition. This is the second year that the annual contest has had a veterinary college division which was sponsored by the AVMA.

The competition helps students recognize and develop the analytical skills and understanding of ethics necessary for success in the field of animal welfare. Veterinary students who compete in the competition must be familiar with physiological and behavioral indicators of animal welfare and be able to evaluate how well a given situation suits the animal.

The scenarios presented during the contest are realistic and help prepare veterinary students for the challenges they will face when they are asked to provide similar recommendations after graduation.

This year's on-farm team assessment considered the welfare of layer chickens, turkeys and Coturnix quail. Students participating as individuals evaluated the welfare of Przewalski horses (Takhi), domestic cats, and dairy cattle from information provided via PowerPoint presentations.

"The contest is a great teaching tool, since it helps students to apply their knowledge about animal welfare, in terms of the scientific and ethical components, and then communicate



Janice Swanson, Michigan State University Director of Animal Welfare (left) with Jennafer Glaesemann, Iowa State University, winner of the individual competition in the veterinary college division. Photo/AVMA

their reasoning to a team of experts," said Dr. Suzanne Millman, team coach and associate professor in the departments of veterinary diagnostic and production animal medicine, and biomedical sciences. "For veterinarians, discussing animal welfare with their clients and with the public is an increasingly important part of the job. It was very rewarding to see how our students worked together as a team, sharing their individual expertise and rationalizing their decisions. The students also had the opportunity to meet with some of the top experts in the field of animal welfare and to network with veterinary and animal science students who share their interests. I think we all had fun with it and learned a tremendous amount."

For more information about the college's animal welfare program or the national competition, please contact Dr. Suzanne Millman at smillman@iastate.edu

CLASS OF 2012 PROFILE*

Total Class: 148

Gender: Males 39 (26.4%)
Females 109 (73.6%)

Age: Mean 23.6 years

Cumulative GPA: Mean 3.54

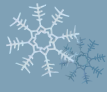
Degrees:

No degree 9
Bachelor's 137
Master's 2

States of Residence:

Iowa 61
Nebraska 25
Connecticut 11
Minnesota 7
North Dakota 7
Michigan 5
South Dakota 4
California 3
Florida 3
Illinois 3
New York 3
Colorado 2
Kansas 2
Massachusetts 2
New Jersey 2
Kentucky 1
Missouri 1
New Hampshire 1
North Carolina 1
Ohio 1
Utah 1
Washington 1
Wisconsin 1

*Compiled Aug. 28, 2008



Alumni NEWS



Photo/Leman Conference

Dr. Rodger Main (left), 2008 Leman Science Award recipient, with Dr. Steve Sornsen, director, U.S. Swine Veterinary Services, Pfizer Animal Health.

MAIN RECEIVES 2008 LEMAN SCIENCE AWARD

Rodger Main, DVM, was honored with the Allen D. Leman Science in Practice Award from the University of Minnesota College of Veterinary Medicine and Pfizer Animal Health for his contributions to swine health management and best practices in the industry.

“I feel fortunate for the opportunity to pursue a career in the ever-changing world of commercial pork production and to work in an industry rich in

quality people and professional mentors,” Dr. Main said.

The annual award was established by the University of Minnesota College of Veterinary Medicine and Pfizer Animal Health in 1994. The award is presented annually at the Allen D. Leman Swine Conference, honoring significant achievements that contribute to the body of knowledge related to swine health and management.

“Pfizer Animal Health is honored to recognize Rodger Main among the many industry leaders who have made significant contributions to the swine industry through their dedicated research and commitment to continuing education,” said Steve Sornsen, DVM, director, U.S. Swine Veterinary Services, Pfizer Animal Health. “His work in this field clearly demonstrates his passion for furthering the betterment of the industry,” Dr. Sornsen added.

Dr. Main graduated from Iowa State University College of Veterinary Medicine in 1996 and has since worked in an array of veterinary, production and project management roles for Murphy-Brown, L.L.C., formerly Murphy Family Farms. In 2005, he completed a doctorate degree in clinical swine nutrition and production with the Food Animal Health and Management Center and Department of Animal Science at Kansas State University.

Currently serving as the director of production systems for Murphy-Brown’s Western Operations Hog Production Group in Ames, Iowa, Dr. Main coordinates herd health activities, leads production research and associated production system improvement initiatives as well as directs multiplication functions. With operations located throughout the Midwest and in southwestern Utah, Dr. Main works with hog production operations consisting of about 400,000 sows, producing 8 million market hogs per year.



Photo/U.S. Army

Dr. Katie Barry ('06) receives the award from Brigadier General Michael Cates, the Veterinary Corps Chief.

ISU ALUM RECEIVES ARMY VETERINARY CORPS EXCEPTIONAL JUNIOR OFFICER OF THE YEAR AWARD

During her tour in Japan, Dr. Katie Barry has actively engaged the Japanese community to improve international relations. She was selected to conduct three major U.S. Pacific Command deployments to include the U.S. Navy Philippines Cooperation Afloat Readiness and Training exercise (CARAT) 2007, Balikatan 2008, and Cobra Gold 2008. A spokesperson from the Veterinary Corps stated that Dr. Barry’s efforts have consistently served U.S. military objectives by building interservice relationships and international cooperation. The spokesperson added that during those exercises Dr. Barry has partnered with local governmental and non-governmental personnel to establish plans for future engagements. Her knowledge, skills and attributes as a leader were also cited as qualities leading to her selection as Exceptional Junior Officer of the Year.



WISCONSIN VMA RECOGNIZES ISU ALUMS

50-Year Awards

The Wisconsin Veterinary Medical Association presented 50-year awards to Iowa State University alumni Drs. Dennis J. Carr and Richard I. Houck at its annual convention in October. The 50-year award is given to honor veterinarians who have served their community and the veterinary medical profession while being a member of the Wisconsin VMA for 50 years.

Dr. Carr graduated from Iowa State University in 1956 with a degree in veterinary medicine. He practiced small and large animal medicine, though primarily bovine, in Montfort, Wis. Besides 50 years of membership, Dr. Carr has shown dedication to organized veterinary medicine through working as state veterinarian from 1988 to 1992, serving on the AVMA Executive Board for seven years, and serving as the Wisconsin VMA president in 1972.

Dr. Houck graduated from Iowa State University in 1957 with a degree in veterinary medicine. He practiced large and small animal medicine. Dr. Houck still practices each November, working for the Ringling Bros. and Barnum & Bailey circus.

Officer Elections

During the annual convention, Dr. Philip Johnson of Winneconne, Wis., was elected Wisconsin president-elect. Dr. Johnson has worked as a mixed animal practitioner at the Omro Animal Hospital/Winneconne Veterinary Clinic for 26 years. In April 2007, he and his partner transitioned the practice to an exclusively companion animal practice.

Dr. Johnson received His DVM degree from Iowa State University in 1981. He has remained an active participant in organized veterinary medicine since graduation as a member of the AVMA, Northeastern Wisconsin VMA and

Wisconsin VMA where he has served on the legislative, public education, marketing, awards and recognition, and executive committees. He is a past member of the Executive Board and Best Practices Task Force.

ENGLE RECEIVES ISU SCIENCE WITH PRACTICE AWARD

Mark J. Engle, DVM, MS, received the Science with Practice Award from Iowa State University's College of Veterinary Medicine. The award, presented at the 16th Annual Swine Diseases Conference on November 6, recognizes exemplary integration of science and the art of veterinary practice to benefit swine productivity and welfare. The name of the award, Science with Practice, is from the language of the university seal which emphasizes infusing science into the practice of all university disciplines.

"An important characteristic of Mark's history from practice in Audubon, Iowa, to his current position at PIC has been the application of scientific facts and principles to problem-solving and business decisions," said Jim McKean, DVM, PhD, conference chair and ISU extension veterinarian. "Researching scientific information and applying it to the benefit of the swine production, veterinary medicine and swine welfare are desired characteristics found in Mark's work. These are the type of individuals we wish to honor with this award."

"It is an incredible honor to receive the Science with Practice Award," Dr. Engle said. "Drs. Butch Baker and Jim McKean did an unbelievable job of keeping this award a secret until the moment I received it. I owe a tremendous amount of gratitude to Iowa State University, my AASV colleagues, and all of the wonderful individuals I have worked with throughout my career at Audubon-Manning Veterinary Clinic, National Pork Board, and now Pig Improvement Corporation."

Dr. Engle is the director of health and transportation for Pig Improvement Corporation North America. He is responsible for the health management program for PIC-NA's multiplication and gene transfer system and the delivery of its live animal sales. Prior to joining PIC in 2004, Dr. Engle served as director of swine health programs for the National Pork Board. From 1999 to 2001, Dr. Engle served as chief operating officer for Newsham Hybrids where he was responsible for managing the day-to-day operations of the company with focus on strategic, tactical and short-term operations management. Prior to that, Dr. Engle was a senior partner at the Audubon-Manning (Iowa) Veterinary Clinic and AMVC Management Services for 19 years.

Dr. Engle is an active member of the American Association of Swine Veterinarians. He served on the association's board of directors from 1995 to 1999 and has been a member of the AASV Foundation board since 1999.

He received his veterinary degree in 1980 from Iowa State University. In 2004 he received a master's degree in population medicine from the University of Minnesota. ■



Photo/Tracy Ann Raef

Dr. Mark Engle, recipient of the ISU Science with Practice Award.

In Memoriam

The Iowa State University College of Veterinary Medicine wishes to express its sympathy and condolences to the families and friends of the following alumni.

1930s

Robert M. Scott ('38)
Carlsbad, Calif., died Oct. 5, 2008

1940s

Harlen J. Engelbrecht ('44)
Dyersville, Iowa., died Sept. 14, 2008

Samuel E. Hancock ('44)
Champaign, Ill., died Jan. 29, 2008

1950s

Ronald C. Beckman ('59)
Weeki Wachee, Fla., Oct. 29, 2008

William H. Bunting ('53)
Ft. Lauderdale, Fla., died Oct. 15, 2008

Roger D. Donnelson ('52)
Anderson, Ind., died June 21, 2006

Robert J. Potter ('50)
Sartell, Minn., died July 10, 2008

Leo M. Schmall ('54)
Marion, Iowa, died April 27, 2008

Barrie D. Watson ('54)
Mentone, Ala., died Oct. 11, 2008

Richard L. Winegarden ('50)
Waterloo, Iowa, died Oct. 16, 2008

1960s

Marvin E. Farley ('66)
Blue Grass, Iowa, died Jan. 29, 2006

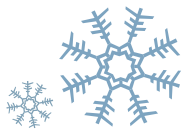
Alvin R. Peterson ('69)
Elma, Iowa, died June 7, 2004

1970s

Neill L. Lund ('78)
Groton, S.D., died April 26, 2008



Photo/Tracy Ann Raef



IOWA STATE UNIVERSITY

College of Veterinary Medicine
Ames, IA 50011-1250

Return Service Requested