

ISU #

1

*gentle*  
**Doctor**

High Impact  
Research Institution

Winter 2010 • Volume 24, No. 1



A photograph of a man in a blue lab coat and stethoscope looking through a microscope. The image is the background for the entire page. The man is focused on his work, and the microscope is a large, professional-grade instrument. The lighting is soft, highlighting the man's concentration.

# *Contents*

## *Features*

- 4 ISU Number One  
High Impact Research  
Institution
- 7 Beyond Bricks  
and Mortar
- 8 Phase II Begins
- 11 2009 Stange  
Award Recipients

## *In Every Issue*

- 3 Message from the Dean
- 12 News

Ryan Edwards (VM4) examines  
slides from a dermatology  
case in the Lloyd Veterinary  
Medical Center.

Photo/ Tracy Ann Raef



# A CHANGING LANDSCAPE

Experiencing this winter's weather and listening to economic forecasts just about make a person want to skip the present for a few moments and look to the past and future. Around here, that is an easy pick-me-up. We have a lot to be proud of and a lot to look forward to with anticipation.

On page 5 of this Gentle Doctor, is a list of accomplishments for the past year. It was a good year for our college. We were cited as a "High Impact Institution" and ranked first nationally in the number of veterinary research publication citations per paper. We continued to be the college of choice for top students, filling the class of 2013 the earliest in twelve years. Our Veterinary Diagnostic Laboratory continued to play a key role in H1N1 flu testing while college researchers and clinicians discovered the world's first case of the pandemic virus in a domestic cat. As the list shows, we continue to make big strides in maintaining our heritage of leadership.

The biggest news is the Small Animal Hospital Expansion and Renovation program. Faculty and staff have spent countless hours working with construction management, to design a facility that will provide a quality teaching, working, learning and service environment that will serve the college well into the future. After looking at the concept designs on pages eight and nine, I hope you agree that when completed, we will have an efficient, functional facility that will truly be a source of pride.

The \$48.1 million Equine and Food Animal Hospital addition increased our footprint by more than 25 percent. We will be renovating approximately 88,000 square feet of existing space and adding 17,000 square feet of new space to more than double the size of the Small Animal Hospital. When these two projects are completed, the State of Iowa, our university, and donors and friends will have invested nearly \$100 million in the clinical education and services we provide.

Support like this is true recognition of the value society places on our profession and the education of

its future practitioners. Our challenge now is to exceed the expectations of those who have done so much to support our efforts and prove our worth as stewards of animal and human health . . . and their investment.

As administrators seek ways to counteract declining state revenues, student tuition and debt are increasing. We have a \$5.3 million private fundraising goal for the Small Animal Hospital project. I hope you will continue the generosity that has helped us get where we are today . . . enjoying a bright future and celebrating a year of accomplishment.

If you have been considering a gift to the college, please remember that what you do will make a big difference and a lasting impact on our future.

On a personal note, it has been said that we are all just passing through; the difference is some know it and others don't. With that thought in mind, I will be making a career change and retire as dean effective January 1, 2011. Then I intend to serve on the ISU faculty, focusing on outcomes-based medicine and best production animal practices.

I started my first administrative role in 1990 and in these 20 years, I've learned that effectiveness is in large part determined by ideas. We have created and acted on a bold vision that is building an exciting future for this college. The timing is right to bring in fresh ideas and vision that will build on our accomplishments. With your continued support, we will indeed have an even stronger college that is all that we want it to be.

Thank you for all you have done and are doing for our college.

Sincerely,

John U. Thomson, DVM, MS  
Dean, College of Veterinary Medicine

# ScienceWatch Ranks ISU #1 High Impact Research Institution

The Iowa State University College of Veterinary Medicine ranked first in number of citations per published research paper between 2004 and 2008.

The ranking is determined by the average number of times each paper produced by the institution was cited by other authors. The ranking includes U.S. institutions that published at least 200 papers in Thomson-Reuters-indexed journals of veterinary medicine between 2004 and 2008. The ranking was published in the October 25, 2009 issue of *Sci-Bytes – What's New in Research*, a weekly summary of research news published by Thomson Scientific's ScienceWatch.

"Citations reflect our college's influence in the development of new knowledge in the field of veterinary medicine," said Dr. Lisa Nolan, associate dean for research and graduate studies at ISU's College of Veterinary Medicine. "The ranking acknowledges the hard work by our faculty and their commitment to leading-edge veterinary research that impacts the world."

ISU veterinary researchers made the most of their 320 qualifying papers during the ranking period with each paper being referenced an average of 3.30 times in other scientific and research publications.

Because Iowa is an agricultural-oriented state, the college has focused on research in production animal medicine. But that focus has evolved to include research in the areas of biomedical sciences, companion animal diseases and vaccine development.

"We're also using animal models to develop an understanding of human disease and the human/animal interaction that is part of the transmission of diseases that are emerging or evolving today," said Dr. Nolan.

With its current faculty and research scientists, the college is well-positioned to lead in the area of biomedical sciences. "That's our next frontier," said Dr. Nolan. "We'll continue to excel in research focused on 'barnyard to plate' but will evolve to excel in 'bench-top to bedside' research as well. With our commitment to hiring and retaining top-notch faculty and improving our research facilities, we have great potential to succeed in basic and applied biomedical research."

For more information about research at the College of Veterinary Medicine, our research interests booklet is available at <http://vetmed.iastate.edu/research>.



# Continuing the Tradition

*Established as our nation's first public veterinary college in 1879, the college celebrates 130 years of teaching, research and service. As we continue to grow and serve the citizens of Iowa and the region, we'd like to share some of our accomplishments of the past calendar year.*

## Service

- The large animal facility of the Dr. W. Eugene and Linda Lloyd Veterinary Medical Center has been operational for one year.
- H1N1 led the news in 2009. The expertise of veterinarians Butch Baker, senior clinician and president of the AASV, and KJ Yoon, professor and veterinary virologist, were sought by print and television media in Iowa and across the nation.
- Utilizing a test developed by Dr. K.J. Yoon in the ISU Veterinary Diagnostic Laboratory, Drs. Al Jergens and Brett Sponseller of ISU's Lloyd Veterinary Medical Center diagnosed the first case of feline H1N1, making headlines around the world.
- The Veterinary Diagnostic Laboratory at Iowa State became the confirming laboratory for several subsequent cases of H1N1 in animals and was the confirming laboratory for the first case of canine H1N1.
- The diagnostic Biosafety Level 3 addition to the VDL is complete and scheduled for certification and commissioning.
- In response to student suggestions, a full-time avian and exotic animal medicine veterinarian (Dr. Bianca Zaffarano) joined the VMC.
- Dr. Darrell Trampel helped develop a state transport plan for the movement of eggs and egg products from non-infected commercial table egg premises in high pathogenicity avian influenza control areas (FastEggs), resulting in a model for protecting animal health, human health, and business continuity during a foreign animal disease outbreak.

# Teaching

- The first class of students admitted at the University of Nebraska-Lincoln as part of the cooperative agreement with UNL came to the ISU campus as third-year veterinary students.
- A stand-alone, mandatory animal welfare course has been established in the professional curriculum.
- Through increased faculty, the college now offers 49 courses in veterinary diagnostic and production animal medicine at ISU and at the Clay Center, Neb.; three new courses are in development for 2010.
- A training and assessment program in the third-year of the curriculum was implemented to enhance client communications.
- Renovations and upgrades were made to another lecture hall in the teaching complex. These renovations include ADA-compliant seating and upgrades in seating and equipment. Other lecture halls have been renovated over the past couple years.
- A milking machine simulation laboratory for teaching and research was built and served as the location for continuing education courses at the national annual meeting of the American Association of Bovine Practitioners.
- Second-year veterinary student Brent Carmichael won the top student presenter award at the national annual meeting of the American Association of Swine Veterinarians and fourth-year student Eric Behlke won top student presenter at the AABP annual meeting.

# Research

- The College of Veterinary Medicine ranked first in number of citations per published research paper, according to Sci-Bytes: What's New in Research, a weekly summary of research news published by Sciencewatch.
- The Department of Veterinary Microbiology and Preventive Medicine is ranked as the eighth most productive among all doctoral-granting veterinary medical science units by Academic Analytics.
- The college's pathology training program for board certification is ranked second in the United States by the American College of Veterinary Pathologists.
- The Center for Advanced Host Defenses, Immunobiotics and Translational Comparative Medicine was established at the college, with Dr. Peter Nara, director, and Dr. Michael Cho, deputy director.
- The college's Iowa Center for Advanced Neurotoxicity became a university center. Dr. Anumantha Kanthasamy, distinguished professor and W. E. Lloyd Chair in Neurotoxicology, is the center's director.
- Dr. Anumantha Kanthasamy was awarded the title Clarence Hartley Covault Distinguished Professor in Veterinary Medicine during the academic year.
- A food animal lameness and welfare assessment laboratory was built to accommodate growing research programs in these areas.

## IOWA STATE UNIVERSITY College of Veterinary Medicine

# New Faculty Chairs in 2009

- Anderson Chair in Veterinary Medicine – first recipient is Jesse Goff, MS, DVM, PhD, professor of biomedical sciences.
- Lloyd Chair in Biomedical Sciences – first recipient is Michael Cho, PhD, associate professor of biomedical sciences.

# Beyond BRICKS MORTAR

## Focus on the Equine Facility of the Lloyd VMC

Most fundraisers will agree that getting contributions for a building project is a tough sell for two reasons. Many potential donors may believe that they may have to donate a substantial amount of money. But Jeff Spielman, senior director of development at the ISU College of Veterinary Medicine said, "All contributions, small and large, by donors are what helped build this great facility. The large number of donors who contributed to the project is a testament to the support we have from our alumni, friends, faculty, staff and students."

The second reason a building project is a tough sell? "It's a contribution that on the surface may not appear to have much impact," Mr. Spielman said. But ask any of our students, clients and faculty ... they will agree that the new large animal facility in the Lloyd VMC is having a profound impact at the College of Veterinary Medicine.

"Safety was the number one challenge in the old equine facility," said Dr. Jennifer Schleining, equine clinician. "There were times when three or four horses were in one large area with clinicians examining and treating them. The new facility has more space that allows us to keep everyone safe."

**The new large animal facility in the Lloyd VMC is having a profound impact at the College of Veterinary Medicine.**

The space constraints in the old facility also presented clinicians with another dilemma – maintaining client/patient confidentiality. "We now have designated rooms where we can talk privately with the client about his or her horse," Dr. Schleining said. "The layout of the new equine facility also helps to keep the confidentiality of hospitalized patients. Clients are not able to randomly walk through the VMC as they were in the old facility."

Another benefit with the new larger facility is the increased space for three surgery suites. "With the volume of surgeries that the clinicians perform in the busy months, it helps to have the option of more than two surgical suites like we had in the old hospital," said Amanda Eason (VM3). "It's also a great way for students to see the different surgeries going on at one time."

Having three suites also allows clinicians to have dedicated suites for certain procedures. The surgical suite dedicated

to strictly orthopedic procedures has decreased the risk of potentially life-threatening complications from cross-contamination from other surgical procedures that are not able to maintain the same level of sterility as that required for orthopedics. Additionally a dedicated standing surgical suite allows the clinicians to do laparoscopy and other minimally invasive procedures without having to tie up an exam room.

A feature that clients appreciate is the closed-circuit surgery camera feed into a designated client suite. Clients are able to watch the surgical procedure being performed on their horse in the comfort of a room isolated from the busy hospital traffic. This is especially important to those clients who may have a horse in surgery with a life-threatening condition.

The new Intensive Care Unit has greatly improved the equine clinicians' ability to care for patients requiring intensive monitoring. Post-operative colics, neonatal foals, and neurologic patients all benefit from the round-the-clock presence of not only personnel in the ICU, but also cameras dedicated to each stall for constant remote monitoring by clinicians. The layout of the ICU centralizes patients, supplies and medications to treat them, maximizing clinician and student efficiency.

The isolation facility was an extremely important addition to the VMC. Although the hospital had an isolation area in the old facility, it required a lot of work to keep it biosecure. Now clinicians can rest assured contagious animals are truly isolated from our remaining hospitalized patients.

Teaching and training veterinary students is an important function of the VMC. Students have been especially appreciative of the two large rounds rooms with computer screens located in the new facility. "Now that we have Ekin digital radiography, it's nice to see the images on a large, magnified screen while the clinicians are pointing out the different abnormalities," said Ms. Eason. "In the old rounds room everyone had to crowd around a single computer screen."

With the larger and newer facility, the VMC has been able to host more student teaching and continuing education opportunities, while being able to maintain an uninterrupted flow of appointments.

"The new facility is great, and the new technology and equipment are wonderful teaching tools," Ms. Eason said. "The VMC is something that I am very proud of and glad to be able to use as a student."

# Vision Becomes



*It's going to be an exciting spring . . . and next 30 months!*

Your support of our large animal hospital expansion (see page 7) has had a huge impact on our college. Now we need your help with the next step ... completing the expansion and renovation of the Small Animal Hospital at the Dr. W. Eugene and Linda Lloyd Veterinary Medical Center.

This project will more than double the size of the current small animal hospital, providing much needed space and modernization at an estimated cost of \$45.1 million, including \$5.3 million in private fundraising. Work will begin this spring to add 17,000 square feet of new space and renovate more than 88,000 square feet in the existing building that were vacated when large animal services moved to the new equine and food

animal hospital. Completed in 2008, that project added more than 108,000 square feet at a cost of \$48 million.

“When completed, the overall hospital expansion program will represent an investment of more than \$100 million in veterinary medical education and service by the State of Iowa, Iowa State University, faculty, staff, students and friends. This commitment will establish the future of the college for years to come and indicates the value society places on our services and profession,” said Dr. John U. Thomson, dean. “Your support has been instrumental in getting us to this point and it will be even more critical as we continue to move forward.”

Construction is scheduled to start in April 2010 and be completed in fall 2012. You will be able to follow the progress on the college Web site through a Webcam that will visually record site activities.



# Reality **Small animal hospital expansion and renovation project is underway!**

The design establishes a more efficient work flow between all sections of the hospital, utilizes natural lighting where possible, and provides a more formal and highly visible main entrance. New exam rooms will have electronic medical records and data access that will improve patient care and clinical instruction.

“This expansion is very exciting,” said Dr. Rod Bagley, Executive Director of the Veterinary Medical Center and Chair of Veterinary Clinical Sciences. “It has been truly inspirational to witness the work of faculty and staff and the amount of time, effort, and thoughtfulness that they have invested in this project. This is why, even in these troubled times financially, that Iowa State, the College of Veterinary Medicine, and the clinical sciences faculty and staff are moving forward in leaps and bounds. These efforts make us all proud to be a part of this process.”

**All areas of the small animal hospital will be affected, including new and updated:**

- Species-specific waiting rooms – dogs, cats, exotics
- Exotic animal exam rooms
- Client/patient-friendly reception & waiting areas
- Formal entrance and animal drop-off area
- Exam and treatment rooms
- Wards
- Surgery & prep suites – five rooms instead of three
- Secure hallways for improved bio- and hospital security
- Improved exterior traffic flow
- Energy efficient chiller for cooling
- Intensive & emergency care
- Isolation area
- Clinical pathology labs
- Small animal imaging
- Rehabilitation unit
- Pharmacy
- Rounds rooms



## Naming Opportunities

Numerous opportunities exist to sponsor named spaces in the new Small Animal Hospital. These include the entire small animal hospital, surgery suites, exam rooms, labs, rounds rooms, and specialty care areas. Contact Jeff Spielman, Senior Director of Development; or Blake Davis, Development Director, for details at (515)294-1250, or [spielman@iastate.edu](mailto:spielman@iastate.edu) or [blaked@iastate.edu](mailto:blaked@iastate.edu)

# 2009

## SWANGLIDE


### Dr. Tom Johnson



Dr. Tom Johnson is the executive director of the Iowa Veterinary Medical Association. Since becoming the director in 2002, Dr. Johnson has transformed the IVMA into a proactive association that is the pride of its members and the envy of other state veterinary associations. Membership in the association has increased. Continuing education for Iowa veterinarians has been enhanced and improved. And the most transformed area has been in the political action arena. Under Dr. Johnson's leadership and direction, the IVMA has significantly influenced the creation of Iowa legislation that improves both animal and human health.

Prior to serving as the executive director, Dr. Johnson owned and operated a small animal clinic in his hometown of Spencer, Iowa. He gained a reputation for practicing high-quality medicine and surgery, and 15 percent of his business was from neighboring practices that referred cases to him. During his years in practice, Dr. Johnson was a guest


### Dr. Michael J. Langford



Dr. Michael Langford is the Research Operation Director for the Department of Homeland Security's National Biodefense Analysis and Countermeasure Center (NBACC) in Frederick, Md. Long recognized as one of the leading authorities in biodefense research, he spent 29 years of his 32-year career devoted to the development of vaccines and therapeutics for bioterrorism agents and infectious diseases.

During the past 10 years Dr. Langford has held several senior leadership positions in the biodefense industry: technical director and chief scientific officer for DynPort Vaccine Company, president of Emergent Product Development Gaithersburg, LLC, and now research operations director for Battelle National Biodefense Institute, which is contracted to operate the NBACC for the Department of Homeland Security. Prior to this, Dr. Langford served 22 years in the U. S. Army, retiring with the rank of colonel with his final assignment at the Walter Reed Army Institute of Research as the Director of Pathology.

### Dr. Allen Miyahara



As the American Veterinary Medical Association's ambassador for the Pacific Rim, Dr. Allen Miyahara has devoted most of his career to creating a stronger international veterinary profession. His efforts stem from his belief that a stronger, united profession will be more successful at meeting current and future challenges, especially in the areas of zoonotic diseases and bioterrorist threats. His tireless commitment resulted in more than 750 attendees from the Pacific Rim at the 2006 AVMA convention held in Honolulu.

Dr. Miyahara has been an advocate and promoter of veterinary continuing education, organizing one of the earliest programs about the human-animal bond in 1980. He has enhanced continuing education for veterinarians nationally, particularly in his home state of Hawaii. For decades he has also helped improve continuing education in Pacific Rim countries, starting in Japan in the 1970s.

The College of Veterinary Medicine honored its 2009 recipients of the Stange Award for Meritorious Service in Veterinary Medicine on October 16. The Stange Award is the highest award bestowed by the college to honor its alumni. It is named for Dr. Charles H. Stange, who served as the college's dean from 1909 to 1936. The 2009 recipients of the Stange Award were: Drs. Thomas Johnson ('71), Michael Langford ('77) and Allen Miyahara ('54).

# AWARDS

## Recipients

Dr. Johnson is a lecturer and instructor at Northwest Community College in Sheldon, Iowa, and Spencer School of Business in Spencer. Dr. Johnson was also an assistant professor at Colorado State University from 1974 to 1976, and an instructor/resident at Washington State University from 1972 to 1974. He received his Doctor of Veterinary Medicine degree from Iowa State University in 1971.

Dr. Johnson is the recipient of several awards, including the 1999 Clay County 4-H's Volunteer of the Year award, 2004 President's Award by the IVMA, the 2005 William P. Switzer Award by Iowa State's College of Veterinary Medicine, the 2005 Outstanding Service Award by the Iowa State Veterinary Medical Alumni Association, and the 2009 Impact Award by the ISU Alumni Association.

Dr. Johnson and his wife, Debra, have four children: Amanda, Ira, Ethan, and Kathryn.

Significantly influenced the creation of Iowa legislation that improves both animal and human health.

He is a member of the American Society of Microbiology, the American Association for the Advancement of Science, the American College of Veterinary Pathologists and the Society of Toxicological Pathologists.

Dr. Langford obtained his board certification from the American College of Veterinary Pathologists in 1983, received his Doctor of Veterinary Medicine degree in 1977, earned his Ph.D. in tropical medicine, virology from the University of Hawaii in 1990, and graduated from the U.S. Army War College in 1996. During his military career he was the recipient of numerous awards, including the Meritorious Service Medal with two oak leaf clusters, the National Defense Service Medal, the Humanitarian Service Medal, and the Overseas Service Ribbon with two oak leaf clusters.

Dr. Langford and his wife, Marti, live in Middletown, Md. They have two sons, Jason and John. Dr. Langford was born and raised in Bettendorf, Iowa.

Devoted to the development of vaccines and therapeutics for bioterrorism agents and infectious diseases.

Active in organized veterinary medicine, Dr. Miyahara served as the AVMA vice president (1995-1997) and represented Hawaii in the AVMA House of Delegates from 1970 to 1995. He was the director of the Pacific Rim for the Western Veterinary Conference from 2002 to 2005.

Dr. Miyahara was recognized for his efforts in international veterinary medicine by the AVMA in 2004 with the President's Award and in 2006 when he was the recipient of the AVMA Award. In 1990 he received the Hawaii Veterinary Medical Association Service Award where he has actively served since 1958.

Dr. Miyahara received his Doctor of Veterinary Medicine degree (1954) and his M.S. in Veterinary Pathology (1960) from Iowa State University. He and his wife, Sue, reside in Honolulu, Hawaii.

Devoted most of his career to creating a stronger international veterinary profession.



# News



## ISU Alumni Association Honors Hoefles

Dr. Bill and Judy Hoefle were the recipients of the 2009 National Service Award by the ISU Alumni Association. The award was presented October 16 at the university's Honors and Awards Ceremony.

The Hoefles were recognized as "tireless advocates for and avid fans of Iowa State University who have truly made a difference on campus and beyond."

Established in 2006, the award recognizes ISU alumni

whose self-initiated activities and service, nationally or internationally, consistently support the daily work of the ISU Alumni Association in further connecting alumni, students, and friends to the university.

Dr. Hoefle is a professor and small animal orthopedic surgeon at ISU's College of Veterinary Medicine. His wife, Judy, is a registered nurse.

The couple's dedicated commitment to ISU athletics through the ISU Letterwinners Club, Cyclone Club and its Advisory Committee, the ISU Athletics Council and Ames/Story County Cyclone Club was recognized by the ISU athletics department when they were named "Cy's Favorite Alums" in 2007. He has been a long-time season ticket holder for ISU athletic events. As an undergraduate, Dr. Hoefle was the catcher on the ISU baseball team.

During his 40-year tenure at ISU, Dr. Hoefle has taught small animal surgery and small animal orthopedic surgery to countless veterinary students, interns and residents. His clinical research interests include total hip prosthesis, bone grafts and osteoceramics. He is the past president of the Iowa Veterinary Medical Association and the Veterinary Orthopedic Society. He also served on the American Veterinary Medical Association's Council on Education.

Dr. Hoefle received his DVM (1966) and MS (1974) from Iowa State University. He is a diplomate of the American College of Veterinary Surgeons.

## College Launches Official Facebook Page



The College of Veterinary Medicine officially launched its own Facebook page in mid-December. Become a fan of the page and follow the activities

and happenings at the college. To view the page, go to <http://www.facebook.com/pages/ISU-College-of-Veterinary-Medicine/164681434126>

# Rowles Honored with 2009 Science with Practice Award

Dr. Craig J. Rowles received the Science with Practice Award from Iowa State University's College of Veterinary Medicine Department of Veterinary Diagnostic and Production Animal Medicine. The award, presented at the 17th Annual Swine Diseases Conference in Ames, Iowa, on November 5-6, recognizes exemplary integration of science and the art of veterinary practice to benefit swine productivity and welfare.

In presenting the award to Dr. Rowles, Jim McKean, DVM, conference chair and ISU extension veterinarian said: "Craig has exemplified the use of science in his pork production and swine practice activities since graduation. He has regularly integrated new disease control and production information for the benefit of clients and partners alike."

Dr. Rowles is a partner and the general manager of Elite Pork Partnership, LLP – an 8,000 farrow-to-finish swine operation that produces 150,000 hogs annually. Dr. Rowles has been with the operation, located near Carroll, Iowa, since 1996. Before joining Elite Pork, he practiced large animal veterinary medicine for 14 years at Carroll Veterinary Clinic, where he worked with both large and small pork producers.

Dr. Rowles is active in many industry-related organizations. He is a member of the Iowa Pork Producers Association, where he currently serves on its Swine Research Committee, and the National Pork Producers Council. He is a past advisory board member of the Iowa Pork Industry Center, which works to promote efficient pork production technologies, maintain Iowa's pork industry leadership and strengthen rural development.



Photo/ Tracy Ann Raef

2009 Science with Practice Award recipient, Dr. Craig Rowles (left), with Dr. Jim McKean, ISU extension veterinarian and chair of the ISU Annual Swine Diseases Conference.

Active in international and national veterinary organizations, Dr. Rowles has been a member of the American Association of Swine Veterinarians since 1982. He also serves on the American Veterinary Medical Association's Environmental Issues Committee.

In 1982, Dr. Rowles earned a doctorate in veterinary medicine from Iowa State University.

*The name of the award, Science with Practice, is from the language of the university seal which emphasizes infusing science into the practice of all university disciplines.*

# New Development Officer Joins Staff at the College

Mr. Blake Davis joined the college in January 2010 as the new director of development, replacing Shane Jacobson who took another position at ISU in November.

Born and raised in rural Kansas, Blake graduated with his B.S. degree from the University of Kansas, and will complete his Master's of Business Administration degree from Emporia State University in December 2010.

Prior to joining the staff at ISU, Blake was a development officer at Emporia State University. Blake is looking forward to meeting ISU veterinary alumni and friends, and getting involved in the Ames community. He and his fiancé, Lindsey Brooks, will be married in July in St. Louis, Mo., and live in the Ames area with their two dogs, Oliver and Nina.

"The veterinary profession is so selfless, and my goal as a development director is to help the alumni and friends of the veterinary college have a voice in the future of the program and positively touch the lives of current and future students."



## ISU Alums Receive Awards from Wisconsin VMA

*The Wisconsin Veterinary Medical Association (WVMA) conferred two awards to Iowa State University College of Veterinary Medicine alumni. The awards were presented on October 9 during the WVMA's annual meeting.*

### Meritorious Service Award

Dr. Robert Klostermann ('78) of Waunakee, Wis., received the WVMA Meritorious Service Award which is given to veterinarians in recognition of their service, commitment, and contributions specifically to the WVMA and organized veterinary medicine.

Dr. Klostermann has dedicated much time to the WVMA since joining in 1979 through service on the Executive Board, awards and recognition committee, continuing education committee and most recently, serving as chairman of the legislative committee. He was recognized for the countless hours he's dedicated to the legislative committee reviewing policy, testifying at the Capitol and providing thoughtful insight to veterinary medical issues. With the award, the WVMA recognized and thanked Dr. Klostermann for his leadership and dedication to veterinary medicine and public policy.

### 50-Year Award

Dr. Robert H. Keith was honored with a 50-year award. The 50-year award is given to honor veterinarians that have served their community and the veterinary medical profession while being a member of the WVMA for fifty years.

Dr. Keith graduated from Iowa State University College of Veterinary Medicine in 1959. He practiced large animal medicine, mostly dairy, in Monroe, Wis., for most of his career and now resides in Arizona with his wife, Careen. Among many leadership roles and achievements, Dr. Keith was named the Wisconsin Veterinarian of the Year in 1982. He says he always enjoyed the people he was working for, and has fond memories of the lifelong friends he made in his work and in the veterinary organizations to which he belonged.

### Presidential Term

Dr. Philip Johnson ('81), Winneconne, Wis., assumed the presidency of the Wisconsin Veterinary Medical Association (WVMA). He will serve for one year.

# ISU Students and Faculty Recognized and Honored at Annual AABP Meeting

Students and faculty from Iowa State University's College of Veterinary Medicine received awards and recognitions during the annual meeting of the American Association of Bovine Practitioners (AABP) held Sept. 10-12, in Omaha, Neb.

## Eric Behlke (VM4)

won first place in the AABP's student case competition. Mr. Behlke's presentation was: "Investigating the cause and effects of an outbreak of bovine respiratory disease in preconditioned calves in an Iowa feedlot."

"The AABP is a very welcoming group," Mr. Behlke said. "They highlight the student case presentations at their annual conference, which fosters young members like me who are passionate about bovine medicine. Being allowed the opportunity to present served as a medium for me to interact with other AABP members, that I trust will serve as resources as my bovine practitioner career commences."

Receiving one of the seven 2009 Amstutz Scholarships was **Drew Magstadt (VM3)**, president of the student AABP club at ISU. Fifty-three students from across the country competed for the scholarships. Mr. Magstadt received a \$7,500 scholarship.

**Tyler Dohlman (VM4)** was one of 11 recipients of the 2009 AABP Foundation-Pfizer Veterinary Student Scholarships in the amount of \$5,000 each.

The 2009 Research Assistantship Grant in the amount of \$5,000 was awarded to




Prior to entering veterinary school, Eric Behlke (VM4) was a card-carrying rodeo cowboy. When forced to make a career choice, Mr. Behlke chose the one that would provide more longevity!

**Dr. Brandon Plattner**, adjunct instructor in the Department of Veterinary Pathology, for "Development of a novel assay for the early and rapid diagnosis of Mycobacterium avium subspecies paratuberculosis infection (Johne's disease) in subclinical infected calves"

The College of Veterinary Medicine has several faculty and clinicians who hold leadership roles in the AABP. Two ISU clinicians were recognized for their service on committees and received plaques of appreciation from the AABP.

**Dr. Renee Dewell**, clinician in the Department of Veterinary Diagnostic and Production Animal Medicine, completed her term as chair of the AABP Biological Risk Management and Preparedness Committee.

**Dr. Pat Gorden**, senior clinician in the Department of Veterinary Diagnostic and Production Animal Medicine, completed a term as chair of the AABP Milk Quality and Udder Health Committee.



Photo/Tracy Ann Raef

## ON THE COVER

Faculty, students and staff gather in the glass hallway of the Dr. W. Eugene and Linda Lloyd Veterinary Medical Center to thank all of the donors for their support of Phase I Building Project.

Office of the Dean .....	(515) 294-1250
Office of Development .....	(515) 294-8562
Lloyd Veterinary Medical Center	
Small Animal Clinic .....	(515) 294-4900
Large Animal Clinic .....	(515) 294-1500
Veterinary Diagnostic Laboratory .....	(515) 294-1950
General College Information .....	(515) 294-1242

# gentle Doctor

Winter 2009 Volume 24, No. 1

The Gentle Doctor is published three times a year by the College of Veterinary Medicine for alumni and friends of the college.

Editor ..... Tracy Ann Raef  
Design ..... Ann Greazel, Melissa Retman

We welcome your suggestions, comments, and contributions to content.

Correspondence should be sent to:  
Editor, The Gentle Doctor  
College of Veterinary Medicine  
Iowa State University  
2526 Veterinary Administration  
Ames, IA 50011-1250

Telephone: (515) 294-4602  
E-mail: traef@iastate.edu  
Web site: www.vetmed.iastate.edu

Iowa State University does not discriminate on the basis of race, color, age, religion, national origin, sexual orientation, gender identity, sex, marital status, disability, or status as a U.S. veteran. Inquiries can be directed to the Director of Equal Opportunity and Diversity, 3280 Beardshear Hall, (515) 294-7612.



Phase II Small Animal  
Hospital Expansion and  
Renovation Project  
Begins in April!

*Photo/Tracy Ann Raef*



**IOWA STATE UNIVERSITY**

College of Veterinary Medicine  
Ames, IA 50011-1250

Return Service Requested