

gentle Doctor

Fall 2010 • Vol. 24 No. 3



**Field Services
Expands at ISU**



Contents

Features

- 4 On the road again:
ISU expands veterinary
field services
- 6 Future Army
veterinarians forego
fatigues for lab coats
and stethoscopes ...
for now
- 7 Communications in
the exam room
- 8 Construction Update
- 9 Naming Opportunities
- 10 Bringing home
the bacon
- 12 2010 Stange Award
Recipients

In Every Issue

- 3 Message from the Dean
- 13 News

Photo/Tracy Ann Raef

DEAN'S LETTER

Dear Alumni and Friends,

As I prepare to transition out of the dean's position, it is time for me to thank those who have allowed me the privilege to serve as the College of Veterinary Medicine dean. This has provided an opportunity to focus my efforts on our college, Iowa and the veterinary profession.

We are the architect of our personal experiences through our choices. It is our challenge to do what we can with what we have when and where the opportunities present themselves. Most people desire to contribute grand accomplishments, but in reality the most important thing is to address our everyday tasks as if they will produce outstanding accomplishments.

I am indebted to many people for their efforts and assistance during my time as dean at Iowa State. I will not attempt to name them individually for I would surely forget to list some very helpful individuals. I want to thank my staff, present and past fellow administrators, faculty, staff and students. Our college and profession have been made much stronger through the support of the Iowa Veterinary Medical Association members lead by Dr. Tom Johnson, Executive Director. The Iowa Pork Producers Association has been extremely supportive and helpful. We owe our Iowa legislators a huge thank you for their understanding and support for initiatives related to our facilities and diagnostic laboratory.

Together we have had some wins and some losses but we have done what we thought needed to be done in spite of personal consequences, obstacles and pressures. I want to thank my wife Kay. She has stayed with me through it all. I am not sure why but I'm very grateful she did. She has provided much needed support as president of the South Dakota and Mississippi Veterinary Medical auxiliary organizations and advisor to the Mississippi State and ISU student auxiliary organizations. She knows, better than anyone, about the public and private aspects of the challenges that have been faced.

President Geoffroy charged me with bringing the college to the top 10 veterinary college in five years. We estimated it



Photo/Bob Elbert

would take about 50 new faculty positions, an additional \$15 million in reoccurring operating funds, and about \$120 million in new and renovated facilities. I am in my 7th year and we have added over 50 new faculty positions, grown our operating budget by approximately \$30 million, and will have completed over \$120 million in new and renovated facilities by the summer of 2012. I am very proud to say that we do not have an open faculty position at this time.

Our research success is also growing. Research expenditures have grown more than 30 percent since 2004, and our number one High Impact Institution ranking for veterinary research citations indicates the respect our researchers are earning.

We have surpassed our fundraising goal for Campaign Iowa State of \$41 million through the generous support of alumni and friends. These accomplishments have occurred during a time that the college recorded record budget cuts.

Our college is on a solid foundation prepared for new leadership to move the college to higher levels of achievement. Your ongoing support of the college and your new dean, Dr. Lisa Nolan, will be essential to the continued success of the college.

I have stated previously, "We are all passing through and the only difference is some of us know it and others don't." I know it and am grateful for the opportunity that was provided and the many people who have worked so tirelessly for the success of our college.

Thank you!


Sincerely,

A handwritten signature in black ink that reads "John U. Thomson". The signature is written in a cursive, slightly slanted style.

Dr. John U. Thomson

Dr. Stephen G. Juelsgaard Dean of Veterinary Medicine

ON THE ROAD AGAIN: ISU Expands Veterinary Field Services



Dr. Jennifer Schleining and veterinary students get equipment and medications to take into the barn. Photo/Tracy Ann Raef

By Tracy Ann Raef

As she and her students head east on Highway 30, Dr. Jennifer Schleining wraps up the discussion about the warm fall weather and moves on to the task at hand. She gives the passengers in the vet truck a history about the farm in central Iowa. “The owners are great clients who own 47 llamas, some of which they show at the Iowa State Fair,” Dr. Schleining says. The board-certified large animal surgeon and four ISU veterinary students have been called to the farm to castrate Roscoe, an intact male llama.

Like most field service calls, the drive offers plenty of windshield time for students and clinicians to discuss why they are going to the farm and what needs to be done. During the ride, Dr. Schleining explains that Roscoe will be sedated during the procedure. They will use butorphanol injected into the jugular vein. This all sounds routine to the students, who have sedated animals during their previous rotations. But there’s something unusual about llamas. “Llamas don’t have a jugular groove,” Dr. Schleining explains. “So you need to use landmarks to find the jugular vein. The landmarks are the ventral spinous processes of the cervical vertebrae and the trachea. The jugular vein is located exactly between these two structures.” She asks for a volunteer to sedate Roscoe. Although none of the students have ever sedated a llama, a student quickly volunteers. In the next few minutes as the truck approaches the picturesque pasture dotted with llamas of several different colors and sizes, Dr. Schleining has two volunteers to give Roscoe a local anesthetic and castrate him.



The veterinary field services unit receives several calls per day, keeping clinicians and students busy. “Since we started the unit, the rounds room in the large animal facility has been empty,” said Dr. Pat Gorden, director of operations for the food animal/camelid hospital and the field services unit at Iowa State University’s College of Veterinary Medicine. “Students are riding on calls with clinicians or assisting in the outpatient care of farm animals brought to the Lloyd Veterinary Medical Center.”

Dr. Bruce Leuschen, section leader for the food animal/camelid hospital and the field services unit, says the number of students who are interested in food animal or mixed animal practice careers has increased to almost 50 percent. “With this growth, we needed to increase the number and broaden the scope of food animal cases so students can develop the necessary clinical skills in food animal medicine and surgery,” he said.

When a local veterinarian, Dr. Don Sievers, announced plans to retire, it was an opportunity for the college’s food animal clinicians to work with him to provide continued care for his clients’ animals. To provide that care, the college would need to re-establish its veterinary field services for farm animals.

“The college first established a field services unit in 1915,” said Dr. Pat Halbur, chair of the college’s Department of Veterinary Diagnostic and Production Animal Medicine. “Since that time, it has been closed and re-established several times through the 132-year history of the college.” To get the service rolling, Dr. Halbur and the food animal clinicians met with area veterinarians to discuss the new service. They also met with former field services veterinarians, Drs. Paul Eness, Jerry Kunesh, and Eldon Uhlenhopp to learn what services they provided, and basics such as billing and scheduling. All

“With this growth, we needed to increase the number and broaden the scope of food animal cases so students can develop the necessary clinical skills in food animal medicine and surgery.”



Fourth-year students Tony Jarchow and Christine Hicklin prepare to castrate Roscoe Photo/Tracy Ann Raef

the preparation proved worthwhile, as the unit set up shop in June and has begun to build a solid, steady client base.

“Our first priority is to provide excellent teaching opportunities for our students,” said Dr. Leuschen. “We also wanted to build a primary care unit that could service the ISU farms and private livestock owners within a 30-mile radius, and partner with area veterinarians who may want our assistance, equipment and expertise.”

The unit has seven clinicians, two of whom have board certifications in large animal internal medicine and surgery. “The last time we had a board-certified large animal veterinarian was in the 1970s when Dr. Bruce Hull was at ISU completing his master’s degree,” Dr. Halbur said.

Business has been brisk since the unit took to the road in June; often two vet trucks are out on calls. “This fall we’ve done a lot of calf vaccinations, castrations, treatment of sick cattle, and emergencies such as lacerations, dystocias and prolapses,” Dr. Schleining said. “The majority of the cases are bovine, with a good mix between dairy and beef, but we’ve been doing a fair bit of small ruminant, camelids, and pigs. During the summer we saw a lot of bovine lameness issues, pinkeye, and health certificates for county and state fairs.”

For students, the sheer number of cases and variety of animals provide a welcome opportunity. “During the farm visits, we can see different management styles and facility designs firsthand,” said fourth-year student Jennafer Glaesemann. “We gain an appreciation of what works and maybe what doesn’t, and how these factors are often situation-dependent and the need to be adaptable. Best of all, we get a privileged glimpse into the clients’ homes and personal lives, which is the truly unique, rewarding aspect of ambulatory service.”

Back on the farm, the students have castrated Roscoe. Not quite finished, the students ask the owners about their llamas – what they eat, how much; they even look through the record book that is kept on each llama, noting veterinary care and other particulars about each llama including which llamas are more assertive or easy-going. As with most discussions about camelids, an often-talked-about trait is the camelids’ tendency to spit when aggravated. Because llamas are known to spit, the students take care not to directly stare and take an indirect route to advance toward them. “The llamas will give you ample warning that they are aggravated,” Dr. Schleining said. “If you don’t heed the warning, well, you should get spit on,” she jokes.

As the students say their good-byes to Roscoe and pack up the truck, there’s no rest for them. When they get back to the college, there’s a cow with a right-displaced abdomen. Like practitioners, they learn that lunch will have to wait.

For more information about the ISU Veterinary Field Services Unit, please call (515) 294-7595 or visit the website at: <http://vetmed.iastate.edu/vdpam/veterinary-field-services>

“We gain an appreciation of what works and maybe what doesn’t, and how these factors are often situation-dependent and the need to be adaptable. Best of all, we get a privileged glimpse into the clients’ homes and personal lives, which is the truly unique, rewarding aspect of ambulatory service.”

FUTURE ARMY VETERINARIANS FOREGO FATIGUES FOR LAB COATS AND STETHOSCOPES ... FOR NOW

ARMY



Brian Adams (VM4) is a recipient of the U.S. Army's health Professionals Scholarship Program. He'll graduate this spring and enter active duty in the U.S. Army's Veterinary Corps with the rank of captain.

Photo/Tracy Ann Raef

By Tracy Ann Raef

During the school year, they are no different than their classmates – learning the skills and knowledge necessary for careers in veterinary medicine. During the summer, however, three veterinary students are learning to be soldiers in the U.S. Army.

Brian Adams (VM4), Kelly Mallette (VM3) and Brett Tibbets (VM2) are second lieutenants in the U.S. Army Reserve. They are members of a select group of veterinary students who have accepted commissions into the U.S. Army's Health Professionals Scholarship Program (HPSP).

Brett Tibbets is the most recent veterinary student at Iowa State accepted into this prestigious program. He began the application process in the fall of his first year of veterinary school and was notified in April 2010 that he had been selected for the scholarship program. He was one of 39 veterinary students out of 119 applicants who were accepted into the program in 2010.

"It's a lengthy application process with lots of paperwork," Brett says. "But it's well worth it." Under the program, the U.S. Army pays for the students' tuition and books, as well as a monthly stipend for 10 months and two weeks. During the remaining six weeks of the year, students receive full pay as a second lieutenant in the U.S. Army. "I can focus more on my education, knowing that the scholarship takes care of the costs," says Brett.

After graduation from veterinary school, the students enter active duty in the U.S. Army Veterinary Corps with the rank of captain. They will serve as an Army officer for three years, followed by five years in the Reserve. "The Army is the only branch of the military that has a veterinary corps," Brett said. "So we could be stationed on any federal installation, whether it's the Army, Air Force, Navy or Marines. The first assignment after graduation, though, is usually state-side for two years. "I've always had an interest in the military and like the idea of combining veterinary medicine with service to my country," Brett said. "I'm looking forward to the travel and the leadership training that the Army provides."

Kelly Mallette knew more about the Army than most students when she applied for the HPSP program. She joined the North Dakota

National Guard at the age of 17, after attending a presentation about the Guard while she was in high school. While she was a sophomore at North Dakota State University, she was deployed to Iraq, spending her 14-month tour of duty as a combat medic. She joined ROTC (Reserve Officers' Training Corps) during her third-year. "I suppose I'll make a career of the military," Kelly said. "I may also decide to specialize in a field of veterinary medicine, but I haven't found the one thing that I'm passionate about yet."

Last summer, Brian Adams spent part of his six-week commitment at the Army base in Ft. Carson, Colo., where he shadowed the military veterinarians. "The Army veterinarians at the base provided support for the military working dogs during the U.S. Air Force Academy Graduation Ceremony, so I had a behind-the-scenes look at how military dogs are used in a high-security situation," Brian said. "I also got to participate in some of the bite-training for the military dogs." Like Kelly, Brian joined the Iowa National Guard during high school. His plans for college were delayed when his unit was deployed on a homeland security mission to the Abrams Tank Factory in Ohio. After his deployment, he attended Iowa State University as an undergraduate, joining the ROTC as a junior. During his first year in veterinary school, he was accepted into the HPSP program, receiving a three-year scholarship. "I'm considering a career as a military veterinarian but I'm keeping my options open regarding specialization," he says.

Although these students may not know what the future holds, there's no doubt that they will be called upon to do extraordinary things as Army veterinarians. "This is a great opportunity for Brett, Kelly and Brian to serve our country through veterinary medicine," said Dr. John Thomson, dean of Iowa State's College of Veterinary Medicine. "They join a distinguished group of our graduates serving in the Veterinary Corps."

The Veterinary Corps was established in 1916 as part of the Army Medical Department. Army veterinarians provide care to military working dogs and the horses used in military ceremonies. They play an important role in homeland security through food safety and defense, and biomedical research and development. They also provide expertise in response to natural disasters and emergencies. **D**



Dean John U. Thomson with Brett Tibbets and Kelly Mallette Photo/Tracy Ann Raef



Communications in the Exam Room



It's a two-way street

By Tracy Ann Raef

Establishing rapport and trust with a client and getting the critical information about a patient in 15 minutes is no easy task. It takes practice to develop the communications skills necessary to be a successful practitioner. Building rapport is critical for the practitioner who seeks information and for the client who needs to understand what the practitioner is saying. Today's veterinary students receive a tremendous amount of training that develops their technical skills, but not as much training to develop their communications skills. Veterinary students at Iowa State University, however, are improving their clinical communications skills through a program called P-CAL – Professional Communication Assessment and Learning.

P-CAL is a program developed by the college's Office of Curricular and Student Assessment (OCSA) and the faculty in the Department of Veterinary Clinical Sciences. The P-CAL training sessions are held in the fall for third-year students. Shelly Waller, MS, program coordinator in the OCSA, manages the sessions and works with the students to enhance their communications skills.

"A hallmark of the program is the use of qualified individuals who are trained as standardized clients," Shelly said. During the 15-minute office visit, the "clients" describe their pet's symptoms and history. All clients present the same medical case to the students. After the office visit, the clients provide constructive feedback to the students.

The standardized clients have a script and are trained to react the same way to each question asked by the students. They are also trained to look at non-verbal signs made by the students during the office visit. "The students I met were friendly and outgoing," said one standardized client (they are asked to remain anonymous). "Many of them addressed me by name and kept eye contact with me, which helped to build the rapport. I noticed that many used the word 'like' as a filler word." This was a trait the client noticed in her own daughter, who will be graduating from college this year and is working with her friends to create a "like-free zone." "The students

were very appreciative of the feedback and accepted our comments well," she noted. "The medical case is mildly complex," Shelly said. "We want the students to focus more on their communications, so we design a case that isn't overwhelming in terms of medical components. We want the students to gain confidence and develop the skills to get pertinent, necessary information from a client in a short amount of time, as well as an ability to explain diagnoses and treatments in less technical terms." The medical cases thus far have been about small-animal patients. Future plans include consideration of developing cases that involve large-animal patients.

Shawna Huston participated in P-CAL last year. "I was excited to have the experience but also concerned because of the amount of time it would take to prepare, and I had an exam the next day," Shawna said. "After the session I realized what aspects of my communications I needed to work on. I needed to ask more questions about the patient's history." Now as she does her clinical rotations as part of her fourth-year, Shawna said, "The P-CAL training helped me feel more comfortable walking into exam rooms. I have a course of communication and history questions in mind now."

Learning from the experience and taking the new knowledge and skills into the exam room are exactly the outcomes Shelly and others want. "The more the students practice these skills, the more they will become second nature," Shelly said. "Improved communications will be mutually beneficial for the future veterinarian and client."

Shawna's advice for the next class is "to take the training seriously, figure out the questions you plan to ask and do your best to explain diseases and conditions in layman's terms." **D**

Photos:

Top Left: Shawna Huston (VM4) with Francesca

Top Right: Shelly Waller, program coordinator in the Office of Curricular and Student Assessment, checks the training schedule for the Professional Communication Assessment and Learning program at the college.

CONSTRUCTION

Update

Following a summer rainy season of monsoon proportions, expansion and renovation of the Small Animal Hospital at the Dr. W. Eugene and Linda Lloyd Veterinary Medical Center are on schedule for completion in early fall 2012. Activities are focused now on completing client services areas and enclosing the new two-story administrative addition so work can continue throughout the winter.

Small Animal Hospital

The new pharmacy will be completed in December, providing a larger, more efficient work area for this critical hospital function. Small-animal imaging will also be moving to new quarters adjacent to the large-animal imaging area in December. This move will bring all imaging services together in one location, including close access to the new 16-slice CT scanner and MRI.

Structural steel has been erected for the office addition and new client entry, and the entry, reception area, service desk, and waiting, exam and treatment rooms are expected to be available for use in April 2011.

Field Services Building

Visitors to the college will notice a new building as they follow the road to the Lloyd Veterinary Medical Center. The building will provide office space, work and storage areas, and a field laboratory, and provide garage parking for the farm animal and equine ambulatory trucks. The new laboratory has been constructed to include an area for instrument preparation, and teaching space for reproduction labs. The total size of the building and garage is 10,000 square feet.

Food Animal-Camelid Addition to the VMC

A new addition is planned for the large animal hospital to accommodate the increased number of large-animal patients. Additional stalls will be added on the northeast side between the receiving area and glass hallway entrance of the VMC.

You can watch our progress live on our two project webcams accessible on the Web at <http://vetmed.iastate.edu/support/vision-becomes-reality/webcam-links>.



Naming Opportunities in the New Small Animal Hospital

The College of Veterinary Medicine's Small Animal Hospital expansion and renovation program has a total budget of \$45.1 million, which includes a private gift goal of \$5.3 million. Your contributions toward that goal will enable the college to move steadily toward completion of this new and exciting change in the Lloyd Veterinary Medical Center. More than 125

opportunities are available to name spaces, either for yourself or in recognition of others who have made and are making an impact on you, the college and the profession of veterinary medicine. The gift amount can be pledged for up to three to five years and use multiple asset options to maximize charitable gift deductions. Available spaces include:

Small Animal Hospital	\$2,650,000	Canine Waiting (2)	Reserved
Large Animal Hospital	\$2,650,000	Feline Waiting (2)	Reserved
Office Addition	\$250,000	Exotics Waiting	\$5,000
Administrative Office Suite	\$100,000	Kids Corner	\$5,000
Conference Room	\$25,000	Vending	\$5,000
Medical Records	\$20,000	Long Term Waiting	Reserved
Offices		Grieving Room (2)	Reserved
Director's Office	\$10,000	Food Room	\$15,000
Chair's Office	\$10,000	Exam Rooms Suite	\$75,000
Faculty Offices (25)	\$10,000 each	Cardio Exam (2)	\$7,500 each
Business Office	\$10,000	General Exam (7)	(2) Reserved \$4,500 each
Clinical Pathology Suite	\$100,000	Neuro Exam	Reserved
ClinPath Lab	\$60,000	Ophthalmology Exam (2)	(1) Reserved \$7,500 each
Classroom	Reserved	Exotic Exam	Reserved
Rounds Rooms		Treatment Suite	\$250,000
Radiology	\$10,000	Treatment Room	\$30,000
Anesthesia	Reserved	Treatment Room	\$50,000
Surgery	\$10,000	Exotic Ward	\$7,500
Treatment (3)	Reserved	Exotic Treatment	\$7,500
Cardiology	\$10,000	Therio Procedure	\$15,000
Dermatology	\$10,000	Feline Ward	\$10,000
Oncology	\$10,000	Feline Ward	\$15,000
Ophthalmology	\$10,000	Break Room	\$10,000
Pharmacy	\$100,000	Canine Ward (2)	\$20,000 each
Prescription Dispensing	\$35,000	Canine Day Ward	\$10,000
Small Animal Imaging Suite	\$150,000	Dermatology Suite	Reserved
Phillips X-Ray	\$25,000	Procedure	\$20,000
CT	\$25,000	Oncology Suite	\$50,000
Innovet 1 X-Ray	\$25,000	Oncology Procedures	\$20,000
Innovet 2 X-Ray	\$25,000	Ophthalmology Suite	Reserved
Surgeries Complex	\$400,000	Therigenology Suite	\$35,000
Induction/Prep	\$40,000	Ward	\$10,000
Recovery Room	\$15,000	Whelp Room	\$5,000
Recovery Ward	\$20,000	Canine Rehabilitation	\$75,000
Critical Care Unit	\$85,000	Kennels/Runs	\$15,000
Cardio Procedure	\$15,000	Gym	\$45,000
General Surgery	\$20,000	Field Services Building	Reserved
Minor Procedures	\$20,000	Equine Suite	\$50,000
Laser Surgery	\$20,000	Food Animal Suite	\$100,000
Dental Suite	\$20,000	Food Animal Lab	\$30,000
Surgery Suite A (3)	(1) Reserved \$25,000 each	Equine Performance	
Surgery Suite B (2)	\$20,000 each	Evaluation Facility	\$250,000
Reception – Waiting Suite	\$100,000		
Reception Suite	\$50,000		
Business Office	\$10,000		
Consulting	\$15,000		
Waiting Suite	Reserved		

Interested? Contact Jeff Spielman, at (515) 294-8562 or Blake Davis at (515) 294-4675.

BRINGING HOME BACON



Student interns participate in the introductory meeting during the two-week training session at ISU. Third-year student Peter Schneider (far right) and fellow interns learn about the basics of the program. Photo/Tracy Ann Raef

By Tracy Ann Raef

Summer brings lots of opportunities and choices for veterinary students. But for most, there are two criteria: making some much-needed money and getting experience in a field you love. Students who participated in the Swine Veterinary Internship Program at Iowa State University's College of Veterinary Medicine got summer income, experience, and a whole lot more.

Established in 2006, the 12-week SVIP is a collaborative program between the college and Boehringer-Ingelheim Vetmedica (BIVI). During the internship, students learn how to conduct research, obtain diagnostic samples and track data for swine herds, and learn the principles of epidemiology and biosecurity. The program, though, is much more than a collaboration between two entities. BIVI provides sponsorship, expertise and time to support the program, while the college recruits talented students and provides access to its faculty with expertise in the field. The program's ISU coordinators, Dr. Derald Holtkamp and Chris Mowrer, provide basic training in diagnostics (sample collection and necropsies) and epidemiology to the students before they go out in the field. They also schedule farm visits and provide other administrative support during the internship.

A tale of two students

The daughter of a U.S. Navy serviceman, Jessica Abbott (VM2) lived in several states before moving to St. Paul, Minn., when she was in elementary school. Although she was never sure how long her family would be in one place before the military relocated them, there was

always one certainty: Jessica wanted to be a veterinarian taking care of cats, dogs and horses. But that changed one summer when she was an undergraduate. "I got a summer job at a sow farm, and for a city girl, there was a lot to learn," Jessica said. At the end of summer, Jessica fell in love ... with pigs and production medicine. When Jessica got accepted into veterinary school, she contacted the Department of Veterinary Diagnostic and Production Animal Medicine about programs and experiences in swine medicine. After hearing about the program from Dr. Holtkamp, the choice was easy; she wanted to participate in the SVIP. The program offered students a wide range of activities from research to diagnostics.

"This summer I helped with a five-year survival study that BIVI is conducting to determine the on-farm risk factors for Porcine Reproductive and Respiratory Syndrome (PRRS), explored alternative sampling methods for PRRS detection other than jugular venipuncture, and weighed pigs and collected blood samples for BIVI liaison veterinarians who are working on surveillance studies," Jessica said.

"Working with lots of different veterinarians and the travel was the best part of the program," she said. "We also got to meet and network with students from the Universities of Illinois, Minnesota, Pennsylvania and North Carolina State who participated in the program with us." Her advice for students who are interested in the program: "Don't be afraid to get your hands dirty and ask lots of questions."

Peter Schneider (VM3) grew up in Iowa on his family's farrow-to-finish

sow operation. Pete's family has owned and operated the farm for 150 years. Having spent many years working on the production side of the family's operation, Pete had nothing new to learn. Right? "Wrong," Pete said. "The program taught me the medicine side of production systems. I also learned how big-system integrators do business. I didn't see one system; I saw many. I took away lots of ideas that we could implement on the family farm so we'd be more efficient."

Like Jessica, Pete met a lot of swine veterinarians. "Working with different veterinarians, I saw different ways they did their jobs, and will have those experiences on my mind when I'm a practitioner."

One of the real-life situations that many swine veterinarians face is dealing with disease outbreaks on the farm. "We went with Dr. Dale Polson, BIVI veterinarian, to investigate a PRRS outbreak. We sat in on the discussions between BIVI and the operation's management. It was great that BIVI gave us that opportunity – something we wouldn't get in the classroom," Pete said.

National exposure

Each student works on a research project during the summer internship. The students submit abstracts of their projects to the American Association of Swine Veterinarians. A panel of veterinarians selects the abstracts that will be presented during the Student Seminar of the annual AASV meeting. It's national exposure for the students who are selected, and an opportunity to receive scholarships ranging from \$500 to \$5,000.

Brent Carmichael (VM4) was the top student presenter at the 2009 and 2010 annual AASV meetings. "Presenting at the meetings was an unforgettable experience," Brent said. "I was impressed with the help and support that BIVI veterinarians gave to us in the summer, and especially when we practiced our presentations with college faculty and area veterinarians. Many of the BIVI veterinarians came each week to listen to our presentations and to help us prepare."


After participating in the SVIP for two summers, Brent says the program is a "perfect balance of academics and the practical side of veterinary medicine." He credits BIVI with opening the door to allow students an inside look at the animal health industry, what industry veterinarians do and how they support practitioners and producers both in the field and through product development.

Time well spent

On the surface, BIVI's sponsorship of the program builds the company's relationship with the college and has talented veterinary students who can help with projects during the summer. When talking to the students, it's apparent that these veterinarians devote a lot of time to them and the program. What's in it for those veterinarians?

"Working with the student interns is one of the most enjoyable things I've been able to do for the last several years," said Dr. Polson. "The training the first couple of weeks of the summer, the farm visits and helping the students with their summer projects all the way through the AASV meeting posters and presentations – it's one of those things in life that gives more energy than it takes."

"If the student interns we've been able to work with the past several summers are any indication (I know they are), the future of our swine veterinary profession is a bright one," Dr. Polson said.

For more information about the program, please contact Chris Mowrer at the ISU College of Veterinary Medicine at (515) 294-8703. 

“The program taught me the medicine side of production systems. I also learned how big-system integrators do business.”



Jessica Abbott (VM2) prepares blood samples for diagnostic testing. Photo/Tracy Ann Raef




Brent Carmichael (VM4) participated in the summer internship programs for two years. He presented his summer projects at the AASV Student Seminar competition in 2009 and 2010, and was named top student presenter both years. Photo/Tracy Ann Raef

“I was impressed with the help and support that BIVI veterinarians gave to us.”

College Honors 2010 Stange Award Recipients

By Tracy Ann Raef



Dean John Thomson (left) and Dr. Ron Morgan, Veterinary Medical Alumni Association, with the 2010 Stange Award recipients (from left): Drs. William Liska, Gary Gackstetter and Mahlon Vorhies Photo/Ann Greazel

Three Iowa State University veterinarians are the recipients of the 2010 Stange Award for Meritorious Service in Veterinary Medicine. The award is presented annually and recognizes distinguished alumni for outstanding professional achievements. It is the highest honor given to alumni of Iowa State University's College of Veterinary Medicine. The award was presented during special ceremonies held by the university and the college on Oct. 29.

Dr. Gary Gackstetter

Dr. Gackstetter is a principal scientist and fellow for Analytic Services (ANSER), Inc., a non-profit, public service institute that provides analyses to decision-makers in the U.S. national security and public safety communities. Dr. Gackstetter is a bioterror and agroterror defense expert. He specializes in biosurveillance and readiness, as well as chemical and biological defense research administration.

As an ANSER contractor, Dr. Gackstetter supports the basic sciences division of the Defense Threat Reduction Agency and is responsible for managing an extensive basic sciences portfolio of more than 200 projects, funded at approximately \$80 million. Dr. Gackstetter's work is across the spectrum of chemical and biological defense, including research and technology to respond to future threats such as engineered viral and bacterial pathogens, new chemical agents, and other emerging threats.

A 26-year military veteran of the U.S. Air Force, Dr. Gackstetter retired at the rank of colonel. During his career he was a public health officer, teacher, and director of graduate programs, receiving several awards for teaching excellence. He also served as a senior policy analyst in the Office of the Secretary of Defense, Health Affairs, at the Pentagon.

In addition to his veterinary degree, Dr. Gackstetter also earned a Ph.D. in epidemiology (1992) from the University of Minnesota and a master of public health degree from Boston University (1985). He continues to conduct an active research program, co-authoring more than 35 scientific papers. His research focuses on acute epidemiologic topics ranging from infectious disease to military deployment health issues. He is currently the National Association of Federal Veterinarians' member of the National Board of Veterinary Medical Examiners, responsible for constructing the North American Veterinary Licensing Examination.

Dr. William Liska

Dr. William Liska is the founder and president of Gulf Coast Veterinary Specialists, one of the largest and oldest multi-disciplinary veterinary specialty practices in the United States. He is an internationally recognized expert in joint replacement surgery, specifically total hip replacement in dogs, hip replacement in small dogs and cats, and total knee replacement in dogs. Dr. Liska has published numerous findings relevant to hip replacement and maintains the largest ongoing registry of dogs and cats that have received hip replacements.

Dr. Liska was instrumental in development of the BioMedtrix Canine Total Knee Replacement System. He supervised development of the first commercial multiple-size knee implant, as well as associated surgical instrumentation, surgical technique, and surgeon training. He also performed and reported on the first custom total knee replacement in a dog.

He is a frequent speaker at international and national veterinary meetings and the author of numerous scientific papers. His most notable patients have included President George H.W. Bush's dog, Ranger, and the pets of U. S. senators and congressmen who represent the state of Texas.

In addition to maintaining a busy specialty practice, Dr. Liska serves as a member of the veterinary team for the annual Iditarod Sled Dog Race in Alaska.

Dr. Liska is the recipient of several awards, including the 2009 Practitioner Research Award by the American Veterinary Medical Association, the 2009 Veterinary Specialist of the Year, and 1999 Companion Animal Practitioner of the Year by the Texas Veterinary Medical Association.

He is a 1973 graduate of Iowa State University's College of Veterinary Medicine. In 1980 he was board-certified by the American College of Veterinary Surgeons.

Dr. Mahlon Vorhies

For nearly 40 years, Dr. Mahlon Vorhies has distinguished himself as an international leader in the advancement of diagnostic veterinary medicine. His common sense and pragmatism, as well as his skills as an excellent diagnostician and communicator, have earned him a place as one of the visionary leaders in the veterinary diagnostic community.

During his career, Dr. Vorhies had a significant impact on the diagnostic laboratories at several institutions, most notably Iowa State University, South Dakota State University and Kansas State University. At each institution he successfully built, supported and led teams with an incomparable focus on high-quality diagnostic service to the public.

Dr. Vorhies is one of the early officers of the American Association of Veterinary Laboratory Diagnosticians, an organization that provides leadership for diagnosticians and diagnostic laboratories across the United States. He was instrumental in developing and implementing laboratory audit requirements and benchmarks. His persistence to set high standards in all aspects of performance, organization and fiscal responsibility is the model for today's diagnostic laboratory infrastructure.

Now retired, Dr. Vorhies continues his support of diagnostic veterinary medicine as a consultant to laboratories across the country. He also serves on the advisory board to the Department of Veterinary Diagnostic and Production Animal Medicine Department at Iowa State. In the words of a colleague: "He is one of the few that so well understands the mission of a land-grant university that is practiced daily in veterinary diagnostic medicine."

Dr. Vorhies earned his D.V.M. from Iowa State University in 1962 and his M.S. in 1967 from Michigan State University.

Call for Nominations for 2011 Stange Awards

The College of Veterinary Medicine invites nominations for the 2011 Stange Award for Meritorious Service. Established in 1970, the award recognizes outstanding professional achievements in the areas of education, government, industry, practice or other endeavors in veterinary medicine. Conferred annually, the award is named for Dr. Charles Stange, former dean of the college (1909-1936). Please submit nominations to Dr. Jim West at jwest@iastate.edu. Nominations will be accepted until February 15, 2011.

College & Alumni News

Beyond the Classroom

During the summer of 2010, more than 70 veterinary students from Iowa State University studied abroad in five different countries. The focus of the trips ranged from studying acupuncture in China, to immobilizing zebra and rhinoceros in South Africa, to observing rare, endangered species in the Galapagos Islands. All of the trips gave students a chance to depart from the familiar and diversify themselves as future veterinarians. They were able to observe and work with animals they've never seen first-hand, and the cultural experience they've gained is invaluable. "It's always interesting to see how people live in different parts of the world, but our students get a chance to go even deeper and see how veterinarians in other countries go about their daily work," says Katie Davidson, coordinator of International Programs for the college.

This year, students visited China, South Africa, Costa Rica, Ireland, and Ecuador and the Galapagos Islands. They traveled both in groups and as individuals and created networking opportunities and career paths for themselves that may not have been possible without that experience.



The Galapagos tortoise is receiving a vaccination from VM2 Kathryn Newman

The college provides students with a range of opportunities to go abroad and study small, large, exotic or mixed animals, depending on what type of experience they want. Programs are generally comprised of a spring pre-departure course and two weeks in-country during the summer. The tentative schedule for summer 2011 includes programs in South Africa, Costa Rica, Ecuador and the Galapagos, the Philippines, and Australia and New Zealand. For more information, visit our website: <http://vetmed.iastate.edu/outreach/international-programs>.

Veterinary Students Receive Scholarships at AABP

Veterinary students from Iowa State University were the recipients of several scholarship awards during the annual meeting of the American Association of Bovine Practitioners in August. Courtney Blake (VM3) was awarded one of eight \$7,500 AABP Amstutz Scholarships. Jennafer Glaesemann (VM4) and Drew Magstadt (VM4) received two of 29 AABP Foundation/Pfizer Animal Health Veterinary Scholarships of \$5,000 each plus the cost of travel and lodging to the annual meeting. Clayton Reidell (VM3) received one of eight Bovine Veterinary Student Recognition Awards sponsored by Intervet/Schering-Plough Animal Health.

Ackermann Honored as the 2010 Recipient of Pfizer Research Award

Dr. Mark Ackermann, professor of veterinary pathology at Iowa State University, was selected as this year's recipient of the Pfizer Animal Health Award for Research Excellence. The award, given annually, recognizes outstanding research effort and productivity.

Dr. Ackermann's research in animal diseases is represented by more than 115 publications and 8 book chapters. His research and expertise in ovine and bovine respiratory diseases have attained national recognition.

"Dr. Ackermann's research illustrates how mechanistic research can be applied in veterinary medicine and translated to human medicine, resulting in prevention, interventions, and therapies/vaccines," said Dr. Claire Andreasen, Chair of the Department of Veterinary Pathology at Iowa State. "He is a collegial faculty member and mentor to faculty, staff and students, with a true dedication to science and learning."

Through his work, Dr. Ackermann has made significant contributions in advancing the knowledge of potential factors to reduce respiratory tract infection in sheep, cattle and swine. His current research activities focus on the effects of pre-term birth on respiratory syncytial virus (RSV) in peri-natal sheep, which is a model for RSV infection of human infants. He is also identifying new therapies to



Dr. Mark Ackermann with Dr. Dennis Horter (left) and Dr. Mike Wells (right) of Pfizer Animal Health
Photo/Tracy Ann Raef

reduce the severity of the virus, which causes pneumonia in sheep, cattle, and infants.

In addition to his research, Dr. Ackermann has served as a major professor for 14 PhD students, has mentored 5 post-doctoral fellows, and served on 62 graduate committees; he currently serves on 9 graduate student committees. He was the holder of the John G. Salsbury Chair in Veterinary Medicine at Iowa State from 2001 to 2004 and 2005 to 2007, and received the Pfizer Award in 2000. His laboratory has been funded by the National Institutes of Health, the USDA and private foundations.

Dr. Ackermann has served on the editorial board of Veterinary Pathology and is a member of study sections for the National Institutes of Health. He is a member of the Iowa Veterinary Medical Association, the American College of Veterinary Pathologists, and the American Veterinary Medical Association. Dr. Ackermann has clinical service (pathology) and teaches advanced courses in cell injury and cancer to residents and graduate students. He is professor-in-charge of the Image Analysis and Confocal Microscopy Facility at Iowa State University and is very active in the American College of Veterinary Pathologists, serving as Chair of the Examination Committee in 2009.

Dr. Ackermann earned his D.V.M. (1986) and Ph.D. (1989) from Iowa State University. In 1990, he received board certification from the American College of Veterinary Pathologists. Prior to joining the faculty at Iowa State in 1986, he was a veterinary medical officer and lead scientist for 10 years with the U.S. Department of Agriculture's National Animal Disease Center in Ames.

Sick Receives 2010 Switzer Award



Dr. Fred Sick (left) with Drs. William P. Switzer (middle) and Eldon Uhlenhopp (right)
Photo/Tracy Ann Raef

Dr. Fred Sick was recognized with the William P. Switzer Award in Veterinary Medicine on Aug. 13 at the college's annual Research Day luncheon. The award, given annually, recognizes individuals who have made significant contributions to society through their achievements, or have made major contributions to the enhancement of the College of Veterinary Medicine. The award was presented by Dr. Eldon Uhlenhopp, associate dean for Academic and Student Affairs, Outreach and Operations.

During his career, Dr. Sick has dedicated himself to service to his community, profession, colleagues and students. His strong commitment has been a continual inspiration to others.

"Dr. Sick's record of service is remarkable," said Dr. Uhlenhopp. "He has always been a committed supporter of our college and the veterinary profession. It is truly an honor to present this award to him."

After graduating from Iowa State's College of Veterinary Medicine in 1974, Dr. Sick was a private practitioner in Sioux Center, Iowa. In 1997, he joined the staff at Boehringer Ingelheim Vetmedica, Inc., as the site veterinarian at the company's Sioux Center facility.

Active in organized veterinary medicine, Dr. Sick is a past president of both the Iowa Veterinary Medical Association and the Northwest Iowa Veterinary Medical Association. He currently serves as the advisor to the pre-veterinary clubs at Dordt College in Sioux Center, Iowa, and Northwestern College in Orange City, Iowa. He has also served as a mentor to many veterinary students whom he recruited into the profession.

Throughout his life, Dr. Sick has supported his community both as a veterinarian and

public citizen. For many years, he was the Sioux County 4-H Youth Fair veterinarian. He is a board member of the Lions Club and member of the Sioux Center Chamber of Commerce and the Sioux County Extension Council, as well as a founding member of Iowa Association of County Extension Councils. He is also a member of the American Legion, having served in the U.S. Army Veterinary Medical Corps from 1967 to 1969.

His numerous service awards include the 1994 4-H Alumni Award, 1996 Friend of Extension Award, the 2002 Citizenship Award from the Sioux Center Chamber, Chamber "Go Getter Award" in 1994 and 2006, and the 2003 Meritorious Service Award from the Iowa Veterinary Medical Association. In 2007, he was inducted into the 4-H Hall of Fame.

Established in 1998, the Switzer Award is named in honor of Dr. William P. Switzer, distinguished professor emeritus at ISU. Dr. Switzer was a long-time researcher and associate dean of the College of Veterinary Medicine. His research led to the development of widely used vaccines for atrophic rhinitis and kennel cough.

Audubon Veterinarian is Recipient of 2010 Science with Practice Award from ISU College of Veterinary Medicine



Dr. Daryl Olsen

Dr. Daryl Olsen was honored with the 2010 Science with Practice Award from Iowa State University's College of Veterinary Medicine. The award, presented at the 18th Annual Swine Diseases Conference in Ames, Iowa, on November 4-5, recognizes exemplary integration of science and the art of veterinary practice to benefit swine productivity and welfare.

In presenting the award to Dr. Olsen, Jim McKean, DVM, conference chair and ISU extension swine veterinarian, said: "Since his graduation Daryl has demonstrated an entrepreneurial spirit that mixes new technologies and refines existing ones to formulate business structures that increase client competitiveness. He has been instrumental in leadership of a multi-state pork production company that has grown to the tenth largest in the United States, and continues to infuse technology and the art of veterinary practice in making those operations competitive."

Dr. Olsen is a swine practitioner at the Audubon-Manning Veterinary Clinic (AMVC) in Audubon, Iowa. Since 1982 he has provided innovative services to clients in southwest Iowa. His clinic operates out of three locations: Audubon, Manning and Coon Rapids. It is one of the largest clinics in Iowa, employing 9 veterinarians and a staff of 20 employees. The clinic has developed a national swine production management company that is ranked by Successful Farming magazine in the top 10 in the United States in numbers of sows under management. The production management company is headquartered in Audubon with 35 employees. It has 25 locations in 5 states, employing close to 300 people.

"Receiving my veterinary degree from Iowa State provided opportunities and benefits beyond my wildest dreams," Dr. Olsen said. "Being recognized by the ISU food supply veterinarians is an awesome honor and is greatly appreciated." As he accepted the award, Dr. Olsen added, "I want to especially recognize my partners and the entire staff at AMVC. They are the keys to the success of our company."

During his career, Dr. Olsen has been committed to serving the veterinary profession and the swine industry. Leading by example, Dr. Olsen has been a strong advocate for programs that encourage talented students into the veterinary profession. For the past several years, AMVC has been the primary supporter of the college's Swine Production Immersive Knowledge Experience, where students spend the summer learning about swine production at the farm level. This successful program has been instrumental in recruiting students into careers in swine production and medicine.

Dr. Olsen has been an active member of the American Association of Swine Veterinarians (AASV), serving as its president in 2007. He was the association's representative on the board of the directors of the Professional Animal Auditor Certification Organization from 2003 to 2009. In 2008, he served on the AASV program planning committee for its annual meeting. Dr. Olsen has been a strong advocate and supporter of the AASV's fundraising activities.

Dr. Olsen has been a national and international consultant and advisor on economically devastating swine diseases including Porcine Reproductive and Respiratory Syndrome, porcine circovirus and other

production diseases. He is a frequent guest lecturer at national, regional and local veterinary and producer meetings.

Dr. Olsen is also a member of the American Veterinary Medical Association and the Iowa Veterinary Medical Association.

Dr. Olsen was born and raised on a livestock and grain farm in southeastern South Dakota. In 1978, he graduated from South Dakota State University with a bachelor's degree in microbiology. He graduated from Iowa State University's College of Veterinary Medicine in 1982. He is a 2009 graduate of the University of Illinois Executive Veterinary Program in Swine Health Management.

The name of the award, Science with Practice, is from the language of the university seal, which emphasizes infusing science into the practice of all university disciplines.

Yeske Receives Allen D. Leman Science in Practice Award

Dr. Paul Yeske of St. Peter, Minn., was the 2010 recipient of the Allen D. Leman Science in Practice Award at the Allen D. Leman Swine Conference in Saint Paul, Minn., in

September. Established by the University of Minnesota College of Veterinary Medicine and Pfizer Animal Health in 1994, the award honors individuals whose achievements contribute significantly to the body of knowledge related to swine health and management.

Dr. Yeske is the co-owner of the Swine Vet Center, P.A., in St. Peter, Minn. As a swine practitioner, he focuses on disease control and eradication research to keep herds performing at their best. "I enjoy working with producers to help them continually improve herd performance," Dr. Yeske said.

He is an active member of the American Association of Swine Veterinarians, serving on its Production Animal Disease Risk Assessment Program and its task force on porcine reproductive and respiratory syndrome eradication.

A native of Villisca, Iowa, Dr. Yeske grew up on a beef and pig farm. He received his D.V.M. from Iowa State University (1985) and an M.S. in swine medicine from the University of Minnesota (1998). He completed the Executive Veterinary Program from the University of Illinois in 2009.



Photo/Tracy Ann Raef

ON THE COVER

Dr. Jennifer Schleining on a field service call in central Iowa, examining a cria. A cria (pronounced cre-ah) is the term for a baby llama.

Office of the Dean	(515) 294-1250
Office of Development	(515) 294-8562
Lloyd Veterinary Medical Center	
Small Animal Clinic.....	(515) 294-4900
Large Animal Clinic.....	(515) 294-1500
Veterinary Diagnostic Laboratory	(515) 294-1950
General College Information.....	(515) 294-1242



College Names New Associate Dean

Dr. Claire Andreasen is the new Associate Dean for Academic and Student Affairs for the College of Veterinary Medicine effective November 1, 2010, replacing Dr. Eldon Uhlenhopp who is starting phased retirement. Dr. Andreasen will also continue to serve as chair of Veterinary Pathology, a position she has held since 2001, and as Director of Veterinary Pathology Laboratory Services until a replacement is named.

Dr. Andreasen received her DVM from Texas A & M University, was in practice for three years, and then completed her Ph.D. at the University of Georgia. She served on the faculty at Oregon State University before coming to ISU as a faculty member in 1990. Dr. Andreasen's leadership and experience as department chair, assistant to the Provost, researcher, faculty member, and interim chair of the VCS department make her a valuable addition to the college leadership team as we continue to strengthen our academic programs.

gentle **Doctor**

Fall 2010 Volume 24, No. 3

The Gentle Doctor is published three times a year by the College of Veterinary Medicine for alumni and friends of the college.

Editor Tracy Ann Raef
Design Ann Greazel
Design Interns Nick Brandt, Kacie Ehrecke

We welcome your suggestions, comments, and contributions to content.

Correspondence should be sent to:
Editor, The Gentle Doctor
College of Veterinary Medicine
Iowa State University
2526 Veterinary Administration
Ames, IA 50011-1250

Telephone: (515) 294-4602
E-mail: traef@iastate.edu
Web site: www.vetmed.iastate.edu

Iowa State University does not discriminate on the basis of race, color, age, religion, national origin, sexual orientation, gender identity, sex, marital status, disability, or status as a U.S. veteran. Inquiries can be directed to the Director of Equal Opportunity and Diversity, 3280 Beardshear Hall, (515) 294-7612.



IOWA STATE UNIVERSITY

College of Veterinary Medicine
Ames, IA 50011-1250

Return Service Requested



ISU Announces New Dean of Veterinary College, effective Jan. 15

Dr. Lisa Nolan, professor and associate dean of research and graduate studies in ISU's College of Veterinary Medicine, will become dean of the college effective Jan. 15, 2011.

Executive Vice President and Provost Elizabeth Hoffman appointed Nolan following an eight-month nationwide search. Dr. Nolan succeeds Dr. John Thomson, who is retiring as dean but will remain on the ISU faculty, focusing on outcomes-based medicine and best production animal practices.

Dr. Nolan joined the ISU faculty in 2003 as professor and chair of veterinary microbiology and preventive medicine. She also served as associate dean of academic and student affairs in the College of Veterinary Medicine from 2007 to 2009. Since 2003, she also has been an adjunct professor in the Department of Veterinary and Microbiological Sciences at North Dakota State University, Fargo. Dr. Nolan's research focuses on bacterial diseases of production animals, including their effects on animal health, human health and food safety.

Dr. Nolan earned her D.V.M. degree (1988) and a master's (1989) and Ph.D. (1992) in medical microbiology from the University of Georgia, Athens. She serves on the editorial review board of the publication *Avian Diseases*, and since 2005 has been associate editor of *Diseases of Poultry* (12th and 13th editions). In addition to authoring many research publications, Dr. Nolan also is an award-winning teacher. She was named distinguished educator of the year by North Dakota State University's Blue Key National Honor Fraternity in 2001.