

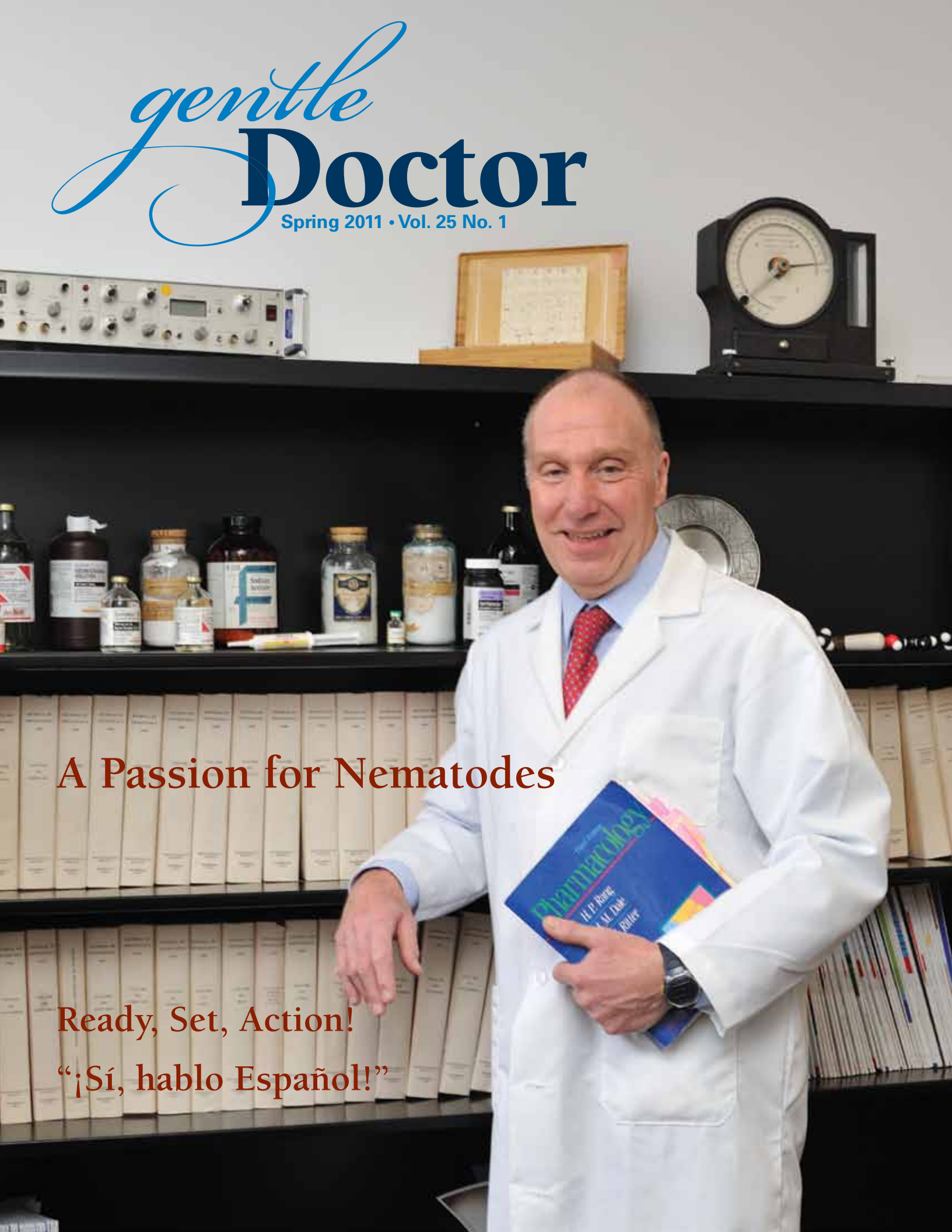
gentle **Doctor**

Spring 2011 • Vol. 25 No. 1

A Passion for Nematodes

Ready, Set, Action!

“¡Sí, hablo Español!”



C ontents

Features

- 4 A passion for nematodes is catalyst for researcher's focus on neglected tropical diseases
- 6 "¡Sí, hablo Español!" New Course Translates To Better Service
- 8 Construction Update
- 10 Ready, Set, Action!

In Every Issue

- 3 Message from the Dean
- 11 News
- 15 In Memoriam



Ozzy Booth Photo/Ann Greazel

Dean's Letter



Dear Alumni & Friends,

It is my honor to be named as the Dr. Stephen G. Juelsgaard Dean of Veterinary Medicine. I am humbled by the opportunity to serve our college, university, state, profession, clients and friends in this capacity. I can tell you that this honor comes with responsibilities that I take seriously and I will do my best not to let you down.

In preparing for this article, it struck me that Dr. Juelsgaard invested in the future of our college with this endowed position. Through his investment, he wanted us to extend our reach to have global impact. There is a long list of others who have invested their time, talents, skills, experience, financial resources and influence to improve our facilities, prepare us for future competitiveness and bring us to where we are today; a position of strength and opportunity.

None of the gains we've made came easily, and none will come easily in the future, but now is the time to capitalize on our momentum and take this college into the top tier of veterinary colleges.

To do this, we'll be seeking input as we develop a shared vision of our future and what it will take to get there. Then, we'll work to fulfill this vision with a strategic plan that capitalizes on our rich heritage as the nation's first public school of veterinary medicine and an integral part of one of the nation's premier land-grant institutions.

As we develop a shared vision, I'm asking that we pay special attention to five overarching goals:

- Become a global leader in "One Health" medicine. No one should be better able to do this than Iowa State University with our long history of accomplishments in animal health, plant sciences and growing strengths in human medicine; our close ties to our federal laboratory colleagues; and our new partnership with the One Health Commission led by ISU alumnus Dr. Roger Mahr.
- Be recognized as opinion leaders in key areas of clinical and diagnostic practice. Remember the faculty you admired when you were in school, especially the ones others were quoting? We want to be those faculty for our future students.

- Be recognized for leadership in research. Although we've seen impressive gains in our research capacity in recent years, we need to create an environment where creativity and scholarship blossom and our competitiveness becomes a force to be reckoned with worldwide.
- Be recognized for our leadership in veterinary curriculum development. We should never forget that we are here to educate the next generation of veterinary professionals and researchers.
- Accomplishing these goals will require the best faculty, students and staff. Therefore, we must strive to be a magnet for the best and brightest, creating a welcoming workplace in which each and every employee and student can reach their full potential.

Will it be easy? Of course not. There will be lots of challenges, including the likelihood of more economic bumps ahead; but working together within the college community and shoulder-to-shoulder with our friends and allies, we will do great things, just like we have in the recent past.

Truly, I have no doubt in my mind or in my resolve that we will build on our past to enrich our present and invest in the future that we desire for our college.

I am proud to report that we have received full accreditation for our program from the AVMA Council on Education with no deficiencies. The next scheduled full evaluation will be in seven years. This is an indicator of the quality of our teaching, research and service, and the curriculum and facilities that we have all worked diligently to build. Your many contributions to the college have had an impact.

Thank you for all you do for us and thank you for this wonderful opportunity to continue to serve the college, the profession of veterinary medicine, Iowa State University and the State of Iowa as the Juelsgaard Dean of Veterinary Medicine.

A handwritten signature in blue ink that reads "Lisa K. Nolan". The signature is fluid and cursive, with the first letters of the first and last names being capitalized and prominent.

Lisa K. Nolan, DVM, PhD
Dr. Stephen G. Juelsgaard Dean of Veterinary Medicine

A passion for nematodes

is catalyst for researcher's focus on neglected tropical diseases

Admittedly, most people squirm at the prospect of parasites attacking and invading their bodies, like imaginary aliens quietly laying eggs and feasting on their flesh. But for Richard Martin, DVM, PhD, a biomedical sciences professor at Iowa State University's College of Veterinary Medicine, these parasitic attackers are a fascinating subject – so much so that he has devoted his 35-year career to studying nematode parasites.

Martin's fascination began when he was a private practitioner in the United Kingdom. Treating cattle and sheep for parasitic infections provided the knowledge and experience that would later help him research and develop pharmaceuticals to treat parasite infestations in people.



Nematode Aquatic (fresh water) nematode living in pond water among cyanobacteria. Live specimen.

Parasites infect approximately one-quarter of the world's human population, producing debilitating symptoms that devastate the lives and economies of many of the world's underdeveloped and impoverished areas.

Parasites such as roundworms, hookworms and whipworms cause poor health, although the diseases they cause are rarely fatal. Because the diseases caused by these parasitic infections have largely been ignored, they are classified as Neglected Tropical Diseases or NTDs. These parasitic attackers often go unnoticed, yet NTD diseases affect billions of people worldwide.

Martin and his ISU colleague Alan Robertson, PhD, are working to take the “neglected” out of these diseases and develop methods for treating and preventing them.

Martin and Robertson are using scientific techniques and drugs adapted from veterinary medicine to study the parasites that are the major cause of NTDs. They are exploring how these drugs may be used most effectively, and how to control and limit the development of drug resistance when these drugs are used. The aim is to be able to treat humans prophylactically with drugs to prevent the appearance of significant disease but to be careful not to induce drug resistance. “One of the problems is to identify a safe drug that can be given in a single dose without the need to correct for the weight of the person being treated. This is because of the limited skills of the individuals dispensing the drugs in underdeveloped countries,” Martin said.

“ We want to find ways to protect more of the human population, the way we effectively protect animals.” ”



Ascaris Nematode Roundworm TS Microscopic photo of a professionally prepared slide demonstrating the cellular structure of the object.

“Veterinarians, by training and education, have far more insights and knowledge about treating nematode parasitic infections than physicians,” he added. “These types of infections are much more common in animals than in humans. And veterinarians have had experience ridding worms from a range of animals, from puppies to cattle.”

“It is a bit ironic that the world can afford to treat cattle and other animals against these parasites by giving them anthelmintic drugs, but similar treatments are too expensive for some humans or aren’t available to them at this time,” Martin said. “We want to find ways to protect more of the human population, the way we effectively protect animals.”

Martin and Robertson’s work has the potential to affect millions of people worldwide and the societies and economies in which they live and work. Drugs for treating diseases are most often developed for use in humans, and then adapted for animal use. In this case, the need for new drug development is driven by economics and from animal use to humans. Thus drugs such as ivermectin were developed for animal use and have now been adapted for human use.

Studies have shown that worms have central nervous systems; they pick up light, respond to noxious stimuli such as

electrical activity, and seek out different food sources. They have an organized network of nerves and muscles. Genetically, they are much more complex than bacteria or viruses – they are eukaryotes (multi-cellular organisms). “This makes worms more sophisticated and interesting than bacteria, although they have a high ‘yuck factor,’” Martin said. “Their complexity has driven a lot of research in gene identification.”

It’s hard to think of worms as intelligent beings with a nervous system that can learn and respond appropriately to the environment; yet these parasites have a remarkable ability to adapt, and over time develop drug immunity (resistance), Martin says. Understanding how these parasites develop resistance and how to overcome it is the challenge he and Robertson are addressing.

Martin and Robertson recently carried out the discovery biology for a novel “resistance-busting” drug, derquantel, which has been introduced to the market for animal use in New Zealand and is expected to be marketed worldwide.

“What we are doing is excitingly relevant to humans and animals,” Martin said. “The number of people who will benefit from our efforts is truly significant.”



“¡Sí, hablo Español!”

New Course Translates To Better Service

Unlike physicians, veterinarians can't ask to their patients about what's wrong with them. So what happens when the animal's owner can't speak English? For many practitioners, it's not uncommon to have Hispanic clients. Some clients may speak English; others may not. For the veterinarian who is examining a dog that has signs of a urinary tract infection, the ability to ask, “¡Sí, hablo Español! ¿Su perro tiene problemas orinando?” is a skill worth having. [English translation: “Yes, I speak Spanish. Is your dog having trouble urinating?”]

Data from the U.S. Census Bureau show that the Hispanic population in Iowa rose from 2.8 percent in 2000 to 4.5 percent in 2010. Nationally, the numbers were 12.5 percent in 2000 and 15.8 percent in 2010.

“Whether a veterinarian practices in an urban area or rural farming community, he or she needs a basic understanding of Spanish,” said Dr. Alex Ramirez, assistant professor at Iowa State University's College of Veterinary Medicine. Last year, Ramirez developed an introductory Spanish course for veterinary students at Iowa State.

The course is a two-credit elective taught in the spring semester. “Although we wanted to teach them everything, it wasn't realistic,” Ramirez said. So our goal was not to teach a Spanish course, but rather, to help the students learn to communicate with Spanish-speaking clients about veterinary information.”

Helping Ramirez teach the course is Mary West, an instructor who teaches Spanish to livestock producers and law enforcement officials. Ramirez, a native of Mexico, helped law enforcement officers when he was a private practitioner in western Iowa. “It was as much helping the police as it was to help the Spanish-speaking person in trouble understand what was happening,” Ramirez said.

During the course, students choose two species on which to focus their learning. Students spend one hour in lecture with the instructors and one hour at their own pace actively speaking and learning by using audiorecordings, flashcards and crossword puzzles. They also have a weekly quiz to help them learn and remember the vocabulary. “We aren't stressing the pronunciation as much as we stress that they be able to get their point across,” Ramirez said. “In the medical field, the verb tense is particularly important. For example, when taking a history, is the symptom recent or past? And, when explaining medication regimens, the veterinarian needs to get the dose and frequency across to the client accurately.”

Above: Emily McDowell (VM4) examines Enrique (Henry). McDowell took the Spanish course last spring when it was first offered.

Photo/Tracy Ann Raef

“ I came away with a basic foundation in how to converse with Spanish-speaking clients, a foundation that I can build on when I’m a food animal practitioner teaching livestock producers and their employees. ”

Ramirez advises his students to repeat questions in different ways to make sure the client understands. He also recommends asking questions that require a simple yes or no response, something that is a departure for veterinary students, who have been taught to ask open-ended questions.

Fourth-year veterinary student Emily McDowell took the course in spring 2010. “I really liked the class,” McDowell said. “It required a very different kind of learning style than I was used to, but it was worth the effort. I came away with a basic foundation in how to converse with Spanish-speaking clients, a foundation that I can build on when I’m a food animal practitioner teaching livestock producers and their employees.”

The course, now in its second year, is popular and fills up quickly. The first year it was open only to third-year students, but this year the class includes first-, second-, and third-year students. Eventually, Ramirez would like to offer a continuing education course for practitioners.


He admits that although the course is fun to teach, it isn’t without its challenges. “Every instructor is nervous about teaching a new course,” Ramirez said. “We wanted it to be helpful but were limited in the amount of information we could expect the students to learn in a two-credit course.” Another challenge, Ramirez said, is the variations in the language. “The language is different in Mexico than it is in Costa Rica or Chile.”

Yet another factor, according to Ramirez, is the diverse background and experience the students have in Spanish. “Some students had taken a course in high school and had learned some basics; some had zero knowledge and had to get that basic knowledge about gender and singular versus plural words.”

He has walked around the room listening to the students practice conversing in small groups and has been surprised that the group activities turned out so well. “The students who had more background in the Spanish language would help the

students with less. It was great to watch that type of learning and sharing.”

At the end of the course, the students are given two technical articles in Spanish – they might be about pig production, bovine mastitis, or urinary tract infections in dogs. Ramirez and West ask the students questions that they could answer only if they have understood the article.

“Learning to relay information to their Spanish-speaking clients will help these future veterinarians better serve their clients,” Ramirez said. 

“ Whether a veterinarian practices in an urban area or rural farming community, he or she needs a basic understanding of Spanish. ”



Dr. Alex Ramirez, assistant professor of veterinary diagnostic and production animal medicine, helps Kerri Nelson (VM3) during class. Photo/Tracy Ann Raef



Mrs. Mary West, instructor provides some one-on-one assistance to first-year student Kelsey Witte. Photo/Tracy Ann Raef

CONSTRUCTION UPDATE

PHASE 2

Advanced Imaging

Advanced Imaging at the Lloyd VMC moved into its new space, centrally located between the small animal and large animal hospitals. A spacious radiology technologist reception station and office is now available for coordination of imaging activities. Overall, the service houses several specialized areas including both a CT suite and MRI suite, each with large animal specialty tables; a nuclear medicine suite with large and small animal patient isolation areas, and small animal abdominal ultrasound. Additional features include a stationary C-arm digital X-ray unit

for fluoroscopy and other special procedures, film processing, digital large animal/equine radiology and two small animal digital X-ray rooms that will provide even more efficient small animal patient access. Separate areas for clinical image review, temporary animal holding, image reporting and teaching files are already in use. Fourth-year veterinary students are enjoying an improved radiology rounds room with updated IT capabilities. The new facility is a showcase for the modern, state-of-the-art diagnostic imaging services provided at the VMC.



Pharmacy

The 2,500 square-foot new location for the pharmacy houses receiving and dispensing areas, a compounding area that includes a clean room for sterile compounding and a second clean room for chemotherapy agents, break room/training room and a pharmacist's office. There are three work islands for prescription processing, and a separate processing area to support the three Omnicell dispensing machines that provide 24/7 access to medications for hospital patients. Steve Martin, Pharm.D, says that he and the pharmacy staff are still organizing their new space but the new layout and extra space is much more efficient for processing and dispensing medications.



Field Services Building

The large white building on the left as you turn off S. 16th at Entry A to the Lloyd VMC is the new Field Services Building. In mid-January, ISU Veterinary Field Services staff moved into the 10,000 square-foot building which provides office space, work and storage areas, a field laboratory, a student rounds room, and garage space for the three equine and six farm animal ambulatory trucks. There's also space for instrument preparation and teach-

ing space for reproduction labs. "Having the trucks, supplies and office area all under one roof is something we haven't had in over 10 years," said Dr. Pat Gorden, director of ISU's Veterinary Field Services. "The building is set up to function as a typical food animal clinic. This allows us to teach students about business and supply management and also allow them to perform laboratory procedures like would be done in a typical practice." ☑



For Dr. Justin Jensen ('09), the decision to leave his home state of Nebraska to join the staff at a veterinary practice in Louisiana was perfect timing for a unique opportunity to use his veterinary training.

Jensen, an equine veterinarian, had been working at the Acadiana Equine Clinic when filming for the movie *Secretariat* moved from Kentucky to Louisiana. As luck would have it, Jensen was in the right place at the right time for a behind-the-scenes role as a veterinary consultant on the set.

The movie was filmed on location at the Evangeline Downs Training Center in Carencro where Jensen works every day. Filming also took place on the property of the practice's second satellite clinic. "The production crew was already using our property, so they continued working with us for advice on veterinary aspects of the movie," Jensen said.

Any time the crew had a question about anything veterinary-related, they would refer to Jensen or Dr. James Corley, one of the partners in the clinic. Jensen consulted on the racetrack scenes, while Corley consulted on the foaling scenes. "I also worked with the actor who portrayed the veterinarian, teaching him how to work with and examine race horses," Jensen said.

In addition to their roles as consultants, Jensen or Corley were always on the set when horses were used in case there was a problem.


Secretariat chronicles the journey of the famous horse that won the 1973 Triple Crown, winning the Belmont Stakes (the final race of the Triple Crown series) by a remarkable 31 lengths. His records in the Kentucky Derby and Belmont Stakes still stand today.

Five horses were used to portray *Secretariat* in the movie, one of which was an American Quarter Horse. One of Jensen's memorable experiences was the filming of the racing scenes. "The crew had to reshoot the race track scenes because the horse that was racing against *Secretariat* kept winning," Jensen said.

Filming in Louisiana took place in November 2009 for approximately four weeks. The movie was released in October 2010. "It was interesting to see the movie and how the scenes were put together in the final cut," Jensen said.

Jensen grew up on a Quarter Horse/Hereford ranch in northeast Nebraska. He showed livestock and horses in 4-H and Future Farmers of America. During veterinary school, Jensen concentrated in equine medicine, with a secondary focus in food animal medicine. "I thought I would do production medicine in the Midwest when I graduated," Jensen said. It didn't occur to me to work on a racetrack, but when the position in Louisiana became available, it sounded like a good opportunity."

Louisiana is one of the top Thoroughbred breeding states in the country. According to The Jockey Club, Louisiana ranks second (after Kentucky) in the number of mares bred and active stallions in 2010. Spring breeding season is Jensen's busiest time of the year, when he typically clocks 12- to 14-hour days.

Luckily for Jensen, filming took place in late fall. "I would definitely consult on a set again, so long as the filming didn't take place during breeding season. It was a great experience." 

Ready, Set,

A C T I O N

Veterinarian consults during filming of "Secretariat"



College News

ScienceWatch Ranks ISU #1 High Impact Research Institution for Second Year in a Row

Once again, the Iowa State University College of Veterinary Medicine ranked first in number of citations per published research paper (Veterinary Medicine) between 2005 and 2009. This is the second year in a row the college has finished first in this ranking. "ISU has been a world leader in veterinary medicine, education and research," said Dr. Qijing Zhang, interim associate dean for research and graduate studies at ISU's College of Veterinary Medicine. "This top ranking truly reflects the research excellence of the college and is the result of the outstanding work conducted by our faculty, staff and students. The ranking also shows our commitment to achieving the highest impact in our efforts to improve animal and public health."

ISU veterinary researchers made the most of their 341 qualifying papers during the ranking period with each paper being referenced an average of 3.66 times in other scientific and research publications. Last year for the 2004-2008 reporting period, college researchers were cited 3.30 times with 320 qualifying papers.

The ranking is determined by the average number of times other authors cited papers produced by the institution. The ranking was published in the Jan. 30, 2011 issue of Sci-Bytes—What's New in Research, a weekly summary of research news published by Thomson Scientific's ScienceWatch.

For more information about research at the College of Veterinary Medicine, please see our research interests booklet at <http://www.vetmed.iastate.edu/research>.



Photo/David Gieseke

Dean Nolan Receives Medallion of Office

Iowa State University President Gregory Geoffroy presented the official medallion of office to Dr. Lisa K. Nolan, recognizing her as the new Dr. Stephen G. Juelsgaard Dean of Veterinary Medicine at ISU. "The title is very important because it is a mark of distinction and a signal to all of the excellence of the holder of the position," Geoffroy said. "We are delighted to have Dr. Nolan as the new Juelsgaard Dean of Veterinary Medicine." The medal was presented at a special ceremony held at the college on Tuesday, Feb. 1, 2011.

In accepting the medallion of office, Nolan remarked that she and others are very grateful and appreciative that Dr. Juelsgaard has invested in the future of the college. She also acknowledged the contributions made by her predecessor Dr. John U. Thomson, dean emeritus, in providing the foundation for the college's future growth.

Medallion ceremonies emphasize the importance of having outstanding faculty and academic leaders. There are four endowed deanships at Iowa State University. The Dr. Stephen G. Juelsgaard Endowed Deanship will provide perpetual funding for college priorities and will be administered by the dean of the college. Juelsgaard is a native of Audubon, Iowa, and former executive vice president, general counsel and secretary for Genentech in South San Francisco. He received his veterinary degree from Iowa State in 1972 and a master's degree in veterinary clinical science in 1975. He has a law degree from Stanford University (1982). Juelsgaard is a past recipient of the college's Stange Award.

GRANTS FULL ACCREDITATION STATUS TO ISU COLLEGE OF VETERINARY MEDICINE

Iowa State University College of Veterinary Medicine was once again awarded full accreditation by the American Veterinary Medical Association, the national accrediting body for veterinary colleges.

“We are very proud that the college received full accreditation status,” said Dr. Lisa K. Nolan, Dr. Stephen G. Juelsgaard Dean of Veterinary Medicine at Iowa State. “As the country’s oldest public veterinary college and Iowa’s only veterinary college, we believe that training future veterinarians is an important mission and a great responsibility. I’m pleased with the efforts and accomplishments of our faculty, clinicians and staff in providing the best education and training for our students. Full accreditation confirms that we have been successful in our efforts.”

Every seven years the AVMA does a thorough review of the college based on 11 standards. The accreditation process takes approximately nine months. It begins with the preparation of a self-study report that is reviewed by a team from the AVMA’s Council on Education prior to its five-day visit to assess the college’s educational program. The team’s report is submitted to the council, which decides whether to grant full accreditation. Full accreditation means the college is meeting all the requirements and standards for educating and training future veterinarians. The status is granted for a period of no more than seven years, contingent on satisfactory review by the AVMA of annual reports from the college.

“This is an important milestone for the college, and we are committed to continual improvement and enhancement of our veterinary education program,” Nolan said.

“As the country’s oldest public veterinary college and Iowa’s only veterinary college, we believe that training future veterinarians is an important mission and a great responsibility.”

ISU Professor and Dean Emeritus Receives Melcher Leadership Award

The Association of American Veterinary Medical Colleges selected Dr. John U. Thomson as the recipient of the 2011 AAVMC Senator John Melcher, DVM, Leadership in Public Policy Award. Thomson received the award on March 11, 2011 during the AAVMC's annual conference in Washington, DC. The award was established in 2007 to honor former Senator John Melcher, DVM, ISU '50, who was the first veterinarian to be elected to the US Senate and also the first person to receive the award.

"Dr. Thomson's vision has always been that the veterinary profession speaks with a single voice," says AAVMC Executive Director Dr. Marguerite Pappaioanou. "For more than four decades, he has worked tirelessly to bring industry, practitioners and veterinary educators together in a powerful, unified coalition to press for legislation vital to the health of the veterinary profession. He played a critical role in securing the passage of the National Veterinary Services Act, which today is helping veterinarians pay down debt in return for providing veterinary services in areas suffering from a shortage of caregivers."

Thomson is a professor and dean emeritus at Iowa State University College of Veterinary.

A native of Iowa, Thomson received his veterinary degree at Iowa State University in 1967. Thomson spent the first 20 years of his career working as a private veterinarian in Clearfield, Iowa, alongside his father, Dr. Vale U. Thomson.

In 1987, he became an extension veterinarian at South Dakota State University. A few years later, he became a professor and head of the

SDSU veterinary science department and director of the South Dakota Animal Disease Research and Diagnostic Laboratory. Thomson left SDSU in 1997 to join the faculty at Iowa State University's College of Veterinary Medicine. In 1999, he became dean of the College of Veterinary Medicine at Mississippi State University, serving in that position for five years. In 2004, he returned to Iowa as dean of the College of Veterinary Medicine at Iowa State University. In 2011 he stepped down as dean but continues to serve on ISU faculty, focusing on outcomes-based medicine in food animal production.

Thomson has promoted veterinary legislative policy throughout his career. Most recently, Thomson helped draft and win passage for the National Veterinary Medical Services Act (the Veterinary Medicine Repayment Program) in 2003. He also helped develop the cooperative agreements in veterinary medical education between Iowa State University, South Dakota, North Dakota, Connecticut and the University of Nebraska-Lincoln, which significantly expanded veterinary medical educational opportunities for students from these states. During his career, he helped secure millions of dollars in funding to enhance veterinary education, research and the veterinary diagnostic laboratories in South Dakota, Mississippi and Iowa.

"Dr. Thomson is widely recognized by other leaders in our profession for his leadership in public policy," said Kent H. Hoblet, DVM, and dean of the College of Veterinary Medicine at Mississippi State University, one of several individuals who nominated Thomson for the award.



Dr. Tanja Frye (left) receives the Chadron State College Distinguished Alumni Award from Dr. Janie Park, president of Chadron State

Frye

*Named Distinguished Alumna
by Chadron State College*

Dr. Tanja Frye and her husband Casey received Distinguished Alumni Awards on Oct. 23, during Homecoming festivities at Chadron State College, Chadron, Nebraska. Dr. Frye, a native of Nebraska, graduated from Chadron State in 1981 with a bachelor's degree in chemistry and biology. After working as a research technologist at the University of Nebraska, she attended veterinary school at Iowa State earning her DVM in 1987. Frye is a member of the Chadron State Foundation's Board of Trustees and Chadron State National Leadership Campaign Council. She is a practitioner at the Ingersoll Animal Hospital in Des Moines.

In Memoriam

The Iowa State University College of Veterinary Medicine wishes to express its heartfelt sympathy and condolences to the families and friends of the following alumni.

1930s

Arlye M. McDermid ('38)
Peoria, Ariz., died December 10, 2010

1940s

James K. Tate ('40)
Ft. Collins, Colo., died July 22, 2010

Gordon J. Kruger ('42)
Normal, Ill., died February 10, 2011

Robert D. Mackereth ('43)
Annandale, Minn., died January 23, 2010

Ralph W. Rieke ('43)
Fairmont, Minn., died July 8, 2010

Robert E. Norton ('44)
McAllen, Texas, died Dec. 6, 2010

Arthur B. Magnusson ('45)
Missoula, Mont., died July 27, 2010

Robert D. Dunham ('46)
Westboro, Mo., died July 18, 2010

Francis J. McCann ('47)
Leawood, Kan., died September 1, 2010

Paul L. Thompson ('49)
Mission Viejo, Calif., died February 20, 2011

1950s

Robert W. Friedell ('51)
Arcadia, Fla., died January 22, 2011

Otto Van Roekel ('51)
Aledo, Ill., died April 1, 2011

Everett L. Cook ('53)
Sebastian, Fla., died April 14, 2010

John E. Crawley ('55)
Whitewater, Wis., died August 25, 2010

Charles W. Strother
Tucson, Ariz., died January 10, 2011

Thomas A. Stephenson ('55)
Holden, Utah, died September 4, 2010

Lester G. Slayton ('56)
Pueblo, Colo., died July 9, 2010

Willard L. Vanderlinden ('56)
Centerville, Iowa, died October 25, 2010

Russell L. Schelkopf ('58)
Kingston, Ill., died February 27, 2011

Duane G. Jacobson ('59)
Urbandale, Iowa, died January 11, 2011

1960s

Peter C. Watkins ('61)
Elkader, Iowa, died June 11, 2010

Gerald J. Crawley ('62)
Mukwonago, Wis., died January 16, 2011

Edwin R. Lindner ('63)
Dodgeville, Wis., died January 12, 2011

Richard J. Schwabe ('66)
Breda, Iowa, died March 19, 2010

1970s

James E. Stark ('70)
Dubuque, Iowa, died August 14, 2010

Dean C. Wyatt ('76)
Whitefield, N.H., died November 7, 2010

1990s

Kathleen M. Siebeck ('91)
Camino Island, Wash., died March 22, 2010



Photo/Tracy Ann Raef

ON THE COVER

Dr. Richard Martin focuses research on Neglected Tropical Diseases. *Story page 4.*

Office of the Dean	(515) 294-1250
Office of Development	(515) 294-8562
Lloyd Veterinary Medical Center	
Small Animal Clinic.....	(515) 294-4900
Large Animal Clinic.....	(515) 294-1500
Veterinary Diagnostic Laboratory	(515) 294-1950
General College Information.....	(515) 294-1242

gentle Doctor

Spring 2011 Volume 25, No. 1

The Gentle Doctor is published three times a year by the College of Veterinary Medicine for alumni and friends of the college.

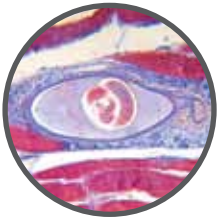
Editor & Writer..... Tracy Ann Raef
Graphic Design Nick Brandt, Kacie Ehrecke, Ann Greazel

We welcome your suggestions, comments, and contributions to content.

Correspondence should be sent to:
Editor, The Gentle Doctor
College of Veterinary Medicine
Iowa State University
2526 Veterinary Administration
Ames, IA 50011-1250

Telephone: (515) 294-4602
E-mail: traef@iastate.edu
Web site: www.vetmed.iastate.edu

Iowa State University does not discriminate on the basis of race, color, age, religion, national origin, sexual orientation, gender identity, sex, marital status, disability, or status as a U.S. veteran. Inquiries can be directed to the Director of Equal Opportunity and Diversity, 3280 Beardshear Hall, (515) 294-7612.



IOWA STATE UNIVERSITY

College of Veterinary Medicine
Ames, IA 50011-1250

Return Service Requested



When the Small Animal Hospital opens, clients and visitors will have no problem finding the front entrance. Although it's still under construction, the design of the new entry is clearly visible in this photo. We look forward to the opening of the hospital and wish to give our heartfelt thanks to all of our supporters for both Phase I and II building projects!
Photo/Dave Gieseke